

## EAST OAHU

### RESIDENTIAL SALES REPORT APRIL 2026

#### ISLAND SALES

Single Family Condominium

#### AVERAGE LIST PRICE



\$1.4 M \$670.3 K

#### AVERAGE SOLD PRICE



\$1.3 M \$648.5 K

#### MAX SOLD PRICE



\$10.5 M \$9.5 M

#### % OF LIST PRICE RECEIVED



98.37% 96.74%

#### AVERAGE PRICE PER SQFT



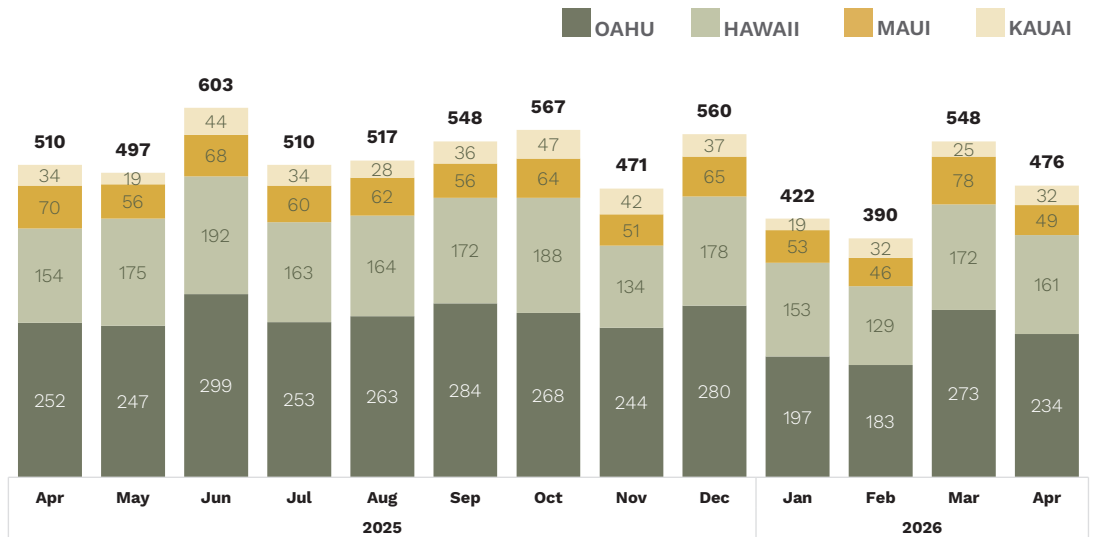
\$695.27 \$688.86

#### MEDIAN DOM



24 41

#### SINGLE FAMILY



#### # OF SALES

234

↓ 14.3% VS. LAST MONTH  
↓ 7.1% VS. LAST YEAR

#### MEDIAN SALES PRICE

\$1,156,000

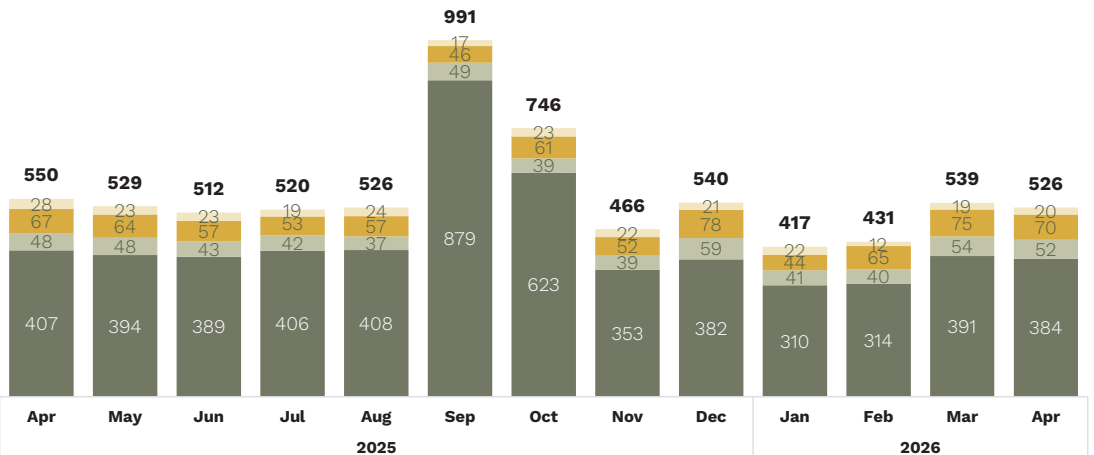
↓ 2.9% VS. LAST MONTH  
↓ 0.3% VS. LAST YEAR

#### TOTAL \$ OF SALES

\$310,837,456

↓ 20.5% VS. LAST MONTH  
↓ 11.8% VS. LAST YEAR

#### CONDOMINIUM



#### # OF SALES

384

↓ 1.8% VS. LAST MONTH  
↓ 5.7% VS. LAST YEAR

#### MEDIAN SALES PRICE

\$501,000

↓ 4.4% VS. LAST MONTH  
↓ 1.8% VS. LAST YEAR

#### TOTAL \$ OF SALES

\$249,019,227

↑ 8.1% VS. LAST MONTH  
↑ 1.0% VS. LAST YEAR

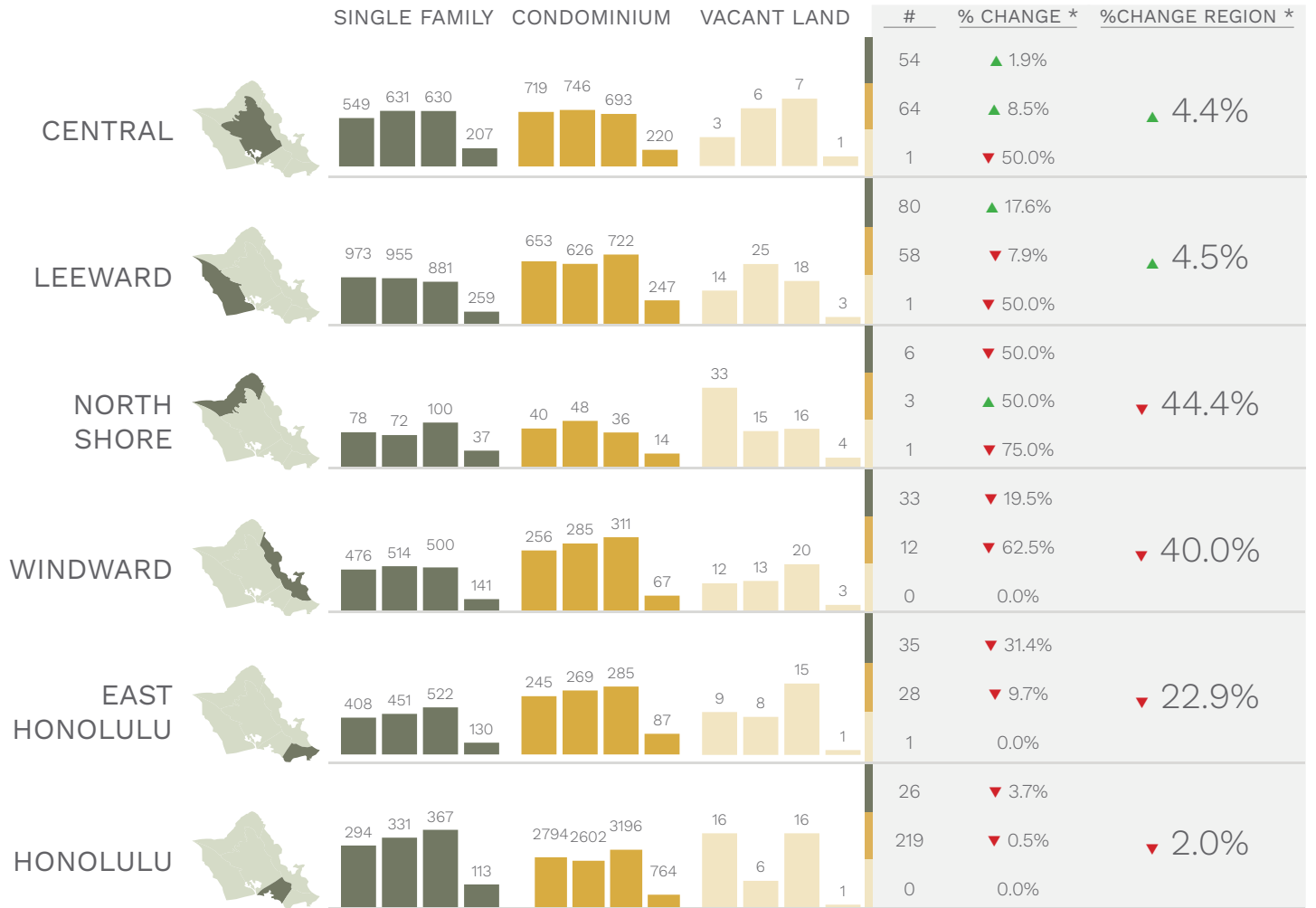
# REGIONAL SALES OAHU EAST

## SALES COMPARISON

■ Single Family ■ Condominium ■ Vacant Land

### YTD TREND\*\*

### MONTH

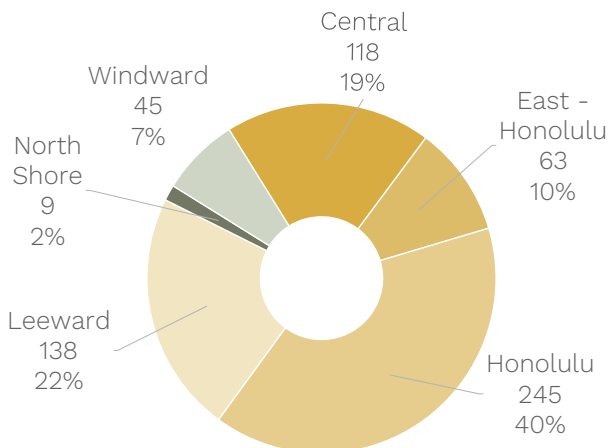


\*\*Year-over-year and current YTD shown

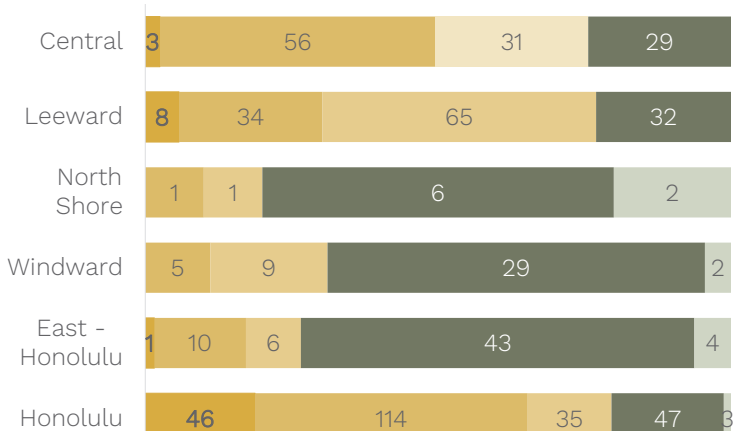
\*vs. same month last year

## SALES BY REGION

## SALES BY PRICE



\*EXCLUDING VACANT LAND SALES



■ < \$300K ■ \$300K - \$649K ■ \$650K - \$999K ■ \$1M - \$2.9M ■ \$3M+

# NEIGHBORHOOD SALES

## OAHU EAST

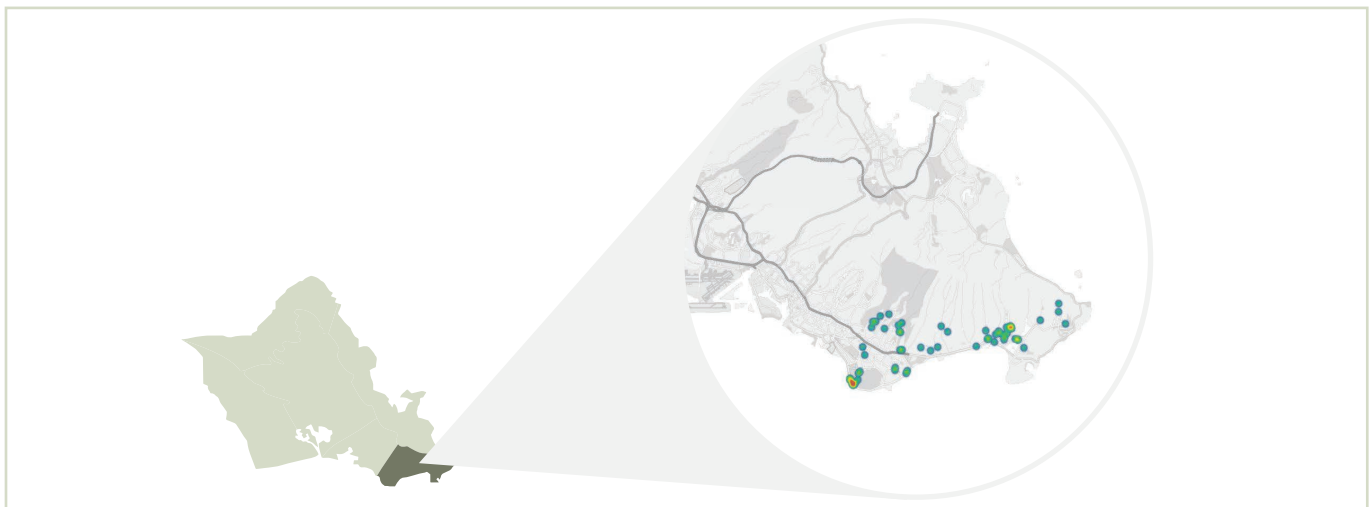
### NEIGHBORHOOD COMPARISON

▲ Increase/Decrease vs. Last Year

● No Change or No Value vs. Last Year

	SINGLE FAMILY HOMES			CONDOMINIUM		
	#	\$ AMT	MEDIAN	#	\$ AMT	MEDIAN
DIAMOND HEAD	2 ▲	\$5.5 M ▲	\$2.8 M ▼	10 ▼	\$15.3 M ▲	\$1.4 M ▲
WEST MARINA	--	--	--	10 ▲	\$9.2 M ▲	\$888.9 K ▼
HAHAIONE-LOWER	--	--	--	5 ▲	\$2.9 M ▲	\$565.0 K ▲
MAUNALANI HEIGHTS	4 --	\$8.3 M --	\$2.1 M --	--	--	--
ST. LOUIS	4 ▲	\$5.4 M ▲	\$1.4 M ▲	--	--	--
KAHALA AREA	4 --	\$13.1 M ▼	\$3.2 M ▼	--	--	--
KULIOUOU	3 --	\$4.8 M --	\$1.5 M --	--	--	--
KALAMA VALLEY	3 ▲	\$4.3 M ▲	\$1.5 M ▲	--	--	--
KAPAHULU	2 --	\$2.7 M ▼	\$1.4 M ▼	--	--	--
AINA HAINA AREA	2 ▼	\$4.0 M ▼	\$2.0 M ▲	--	--	--

### MONTHLY SALES HEAT MAP



TOP STREETS	#
KALAKAUA AVENUE	8
HAHAIONE STREET	4
HAWAII KAI DRIVE	3
OPIHIKAO WAY	2
LUNALILO HOME ROAD	2
PUALEI CIRCLE	2
KUMUKAHI PLACE	2
KAWAIHAE STREET	2
AHUWALE STREET	1
9TH AVENUE	1

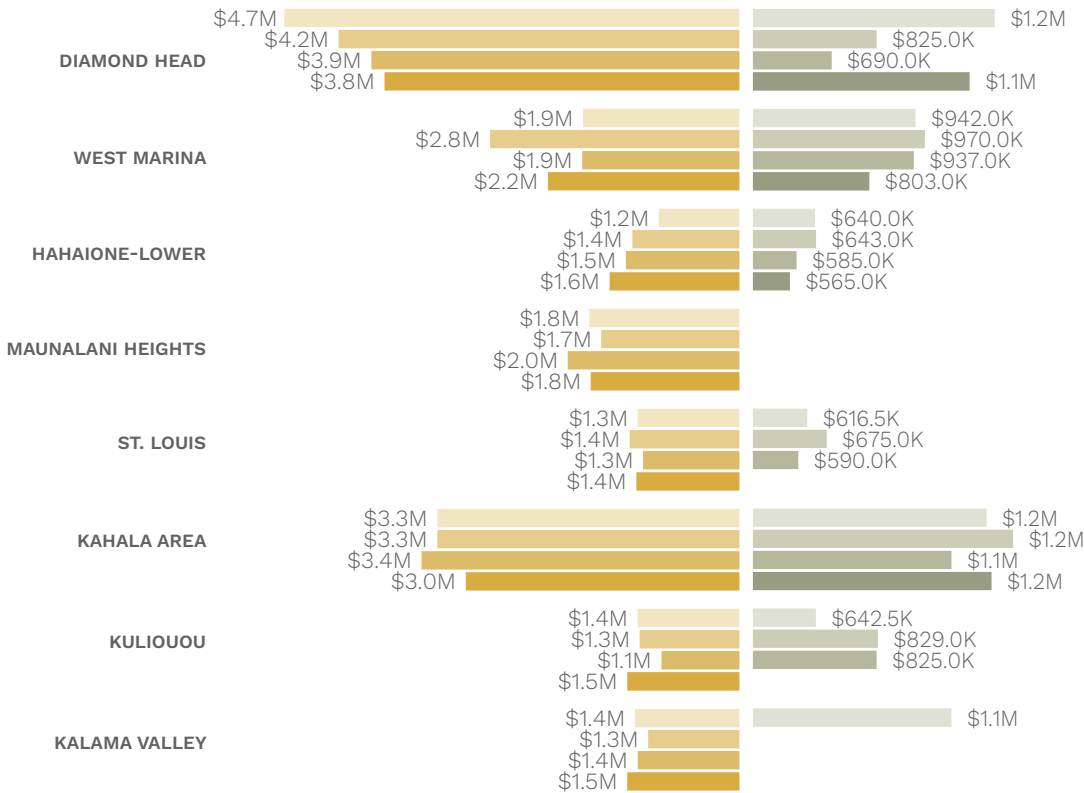
TOP CONDO	#
KUAPA ISLE	2
MAWAENA KAI 1/2/3	2
MAUNA LUAN	2
COLONY SURF LTD	2
CORAL STRAND LTD	2
COMMODORE	2
COLONY AT THE PENINSULA	1
2987 KALAKAUA	1
DIAMOND HEAD ALII	1
3019 KALAKAUA AVE APT	1

# YEAR TO DATE EAST OAHU

SINGLE FAMILY MEDIAN

CONDOMINIUM MEDIAN

2023 2024 2025 2026



## YEAR TO DATE STATISTICS



### SINGLE FAMILY HOMES

# OF SALES

**130**

📉 **18.8%** VS. LAST YEAR

MEDIAN SALES PRICE

**\$1,615,000**

📉 **1.2%** VS. LAST YEAR

TOTAL \$ OF SALES

**\$275,159,500**

📉 **32.4%** VS. LAST YEAR



### CONDOMINIUM

# OF SALES

**87**

📉 **0.0%** VS. LAST YEAR

MEDIAN SALES PRICE

**\$775,000**

📈 **9.9%** VS. LAST YEAR

TOTAL \$ OF SALES

**\$78,763,499**

📉 **2.5%** VS. LAST YEAR



### VACANT LAND

# OF SALES

**1**

📉 **80.0%** VS. LAST YEAR

MEDIAN SALES PRICE

**\$1,802,000**

📈 **12.6%** VS. LAST YEAR

TOTAL \$ OF SALES

**\$1,802,000**

📉 **76.3%** VS. LAST YEAR



**Alma Pennell**  
ACCOUNT MANAGER

(808) 542-5042  
alma.pennell@haleescrow.com



**Maile Grace**  
ACCOUNT MANAGER

(808) 754-2232  
maile.grace@haleescrow.com

**HALE**  
ESCROW