

METRO OAHU RESIDENTIAL SALES REPORT APRIL 2026

ISLAND SALES

Single Family Condominium

AVERAGE LIST PRICE



\$1.4 M \$670.3 K

AVERAGE SOLD PRICE



\$1.3 M \$648.5 K

MAX SOLD PRICE



\$10.5 M \$9.5 M

% OF LIST PRICE RECEIVED



98.37% 96.74%

AVERAGE PRICE PER SQFT



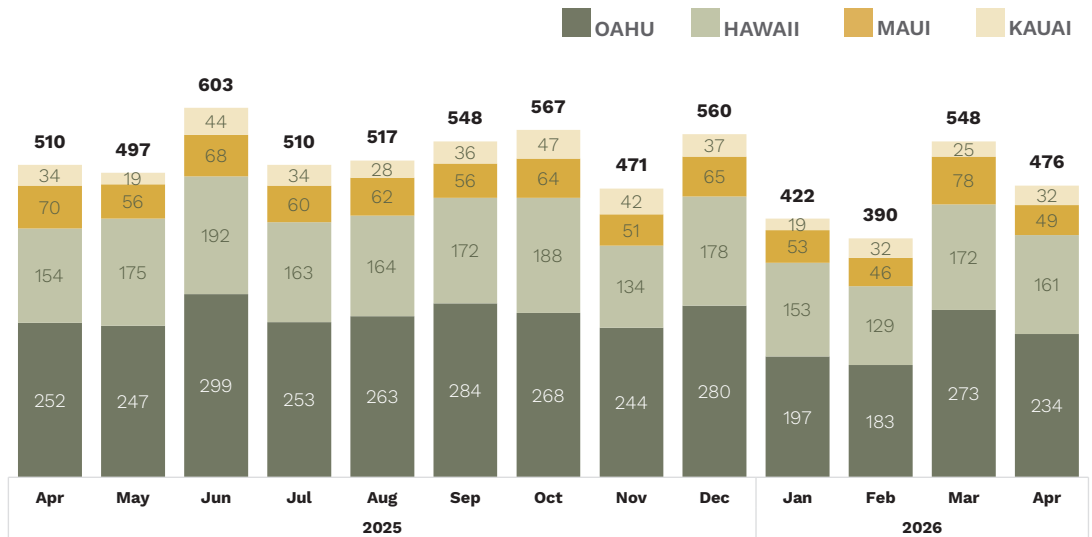
\$695.27 \$688.86

MEDIAN DOM



24 41

SINGLE FAMILY



OF SALES

234

⬇️ 14.3% VS. LAST MONTH
⬇️ 7.1% VS. LAST YEAR

MEDIAN SALES PRICE

\$1,156,000

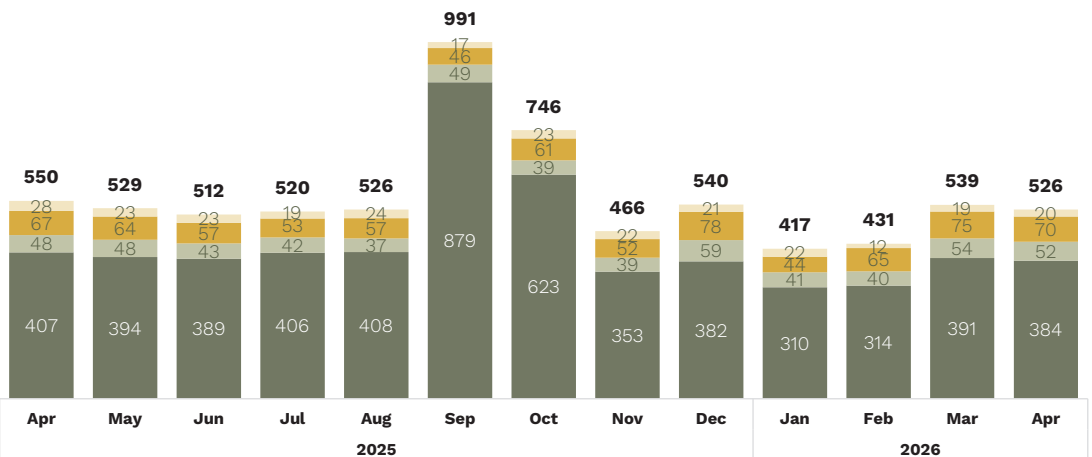
⬇️ 2.9% VS. LAST MONTH
⬇️ 0.3% VS. LAST YEAR

TOTAL \$ OF SALES

\$310,837,456

⬇️ 20.5% VS. LAST MONTH
⬇️ 11.8% VS. LAST YEAR

CONDOMINIUM



OF SALES

384

⬇️ 1.8% VS. LAST MONTH
⬇️ 5.7% VS. LAST YEAR

MEDIAN SALES PRICE

\$501,000

⬇️ 4.4% VS. LAST MONTH
⬇️ 1.8% VS. LAST YEAR

TOTAL \$ OF SALES

\$249,019,227

⬆️ 8.1% VS. LAST MONTH
⬆️ 1.0% VS. LAST YEAR

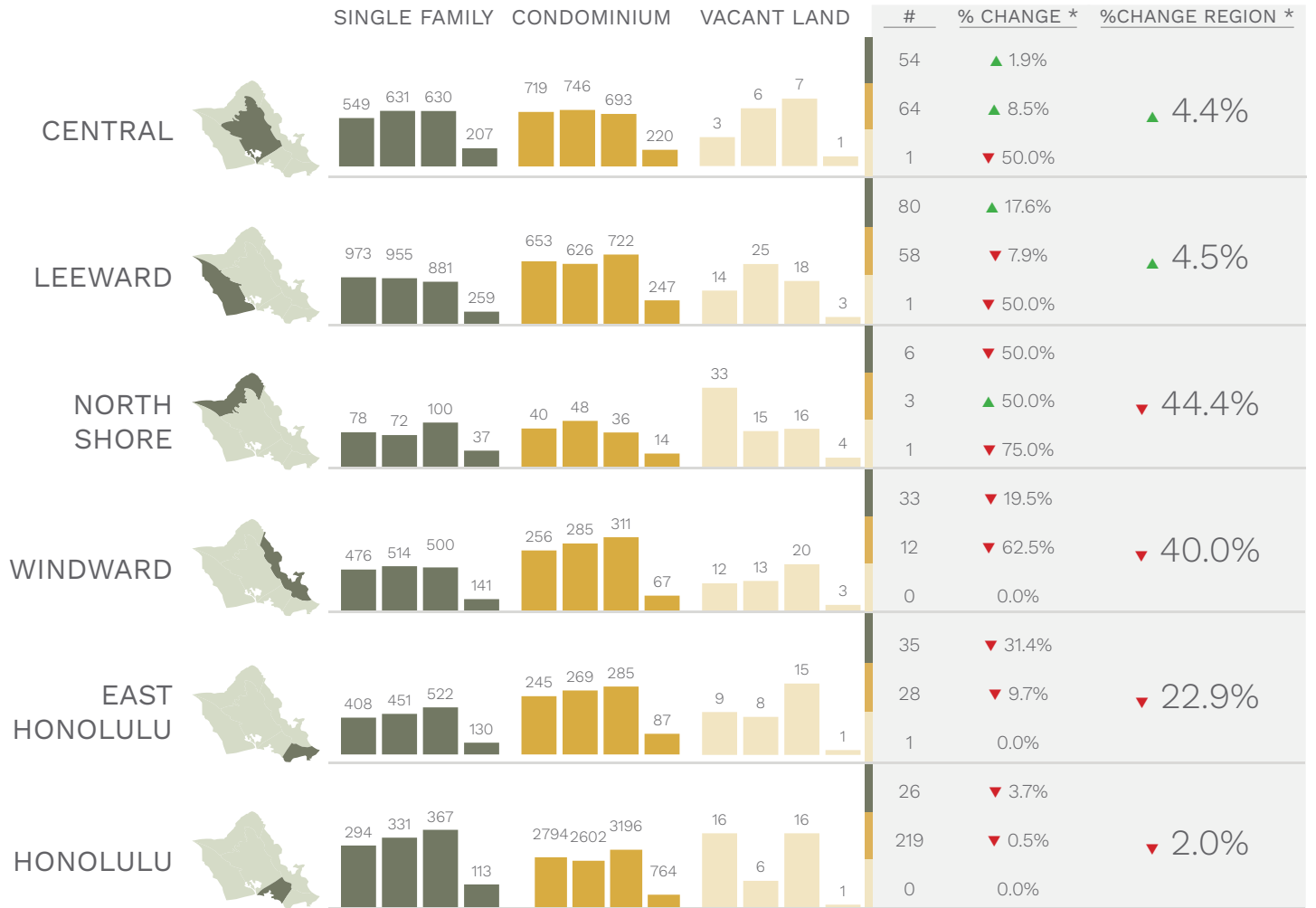
REGIONAL SALES METRO OAHU

SALES COMPARISON

■ Single Family ■ Condominium ■ Vacant Land

YTD TREND**

MONTH

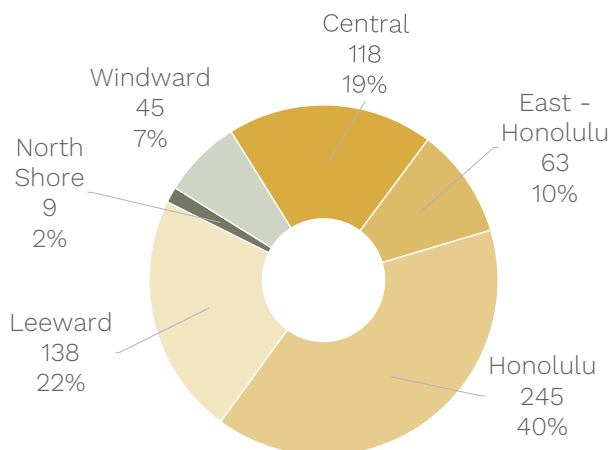


**Year-over-year and current YTD shown

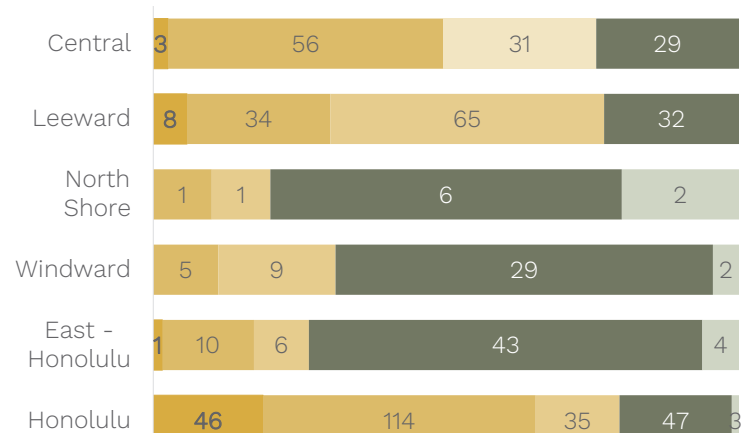
*vs. same month last year

SALES BY REGION

SALES BY PRICE



*EXCLUDING VACANT LAND SALES



■ < \$300K ■ \$300K - \$649K ■ \$650K - \$999K ■ \$1M - \$2.9M ■ \$3M+

NEIGHBORHOOD SALES METRO OAHU

NEIGHBORHOOD COMPARISON

▲ Increase/Decrease vs. Last Year

● No Change or No Value vs. Last Year

	SINGLE FAMILY HOMES			CONDOMINIUM		
	#	\$ AMT	MEDIAN	#	\$ AMT	MEDIAN
WAIKIKI	--	--	--	68 ▼	\$36.9 M ▼	\$470.5 K ▲
KAKAAKO	--	--	--	33 ▲	\$30.5 M ▼	\$845.0 K ▼
ALA MOANA	--	--	--	26 ▲	\$32.6 M ▲	\$499.5 K ▲
DOWNTOWN	--	--	--	20 ▲	\$8.4 M ▲	\$377.5 K ▲
MAKIKI AREA	--	--	--	14 ▲	\$5.2 M ▲	\$352.5 K ▼
SALT LAKE	1 -	\$1.5 M -	\$1.5 M -	11 ▼	\$4.5 M ▼	\$420.0 K ▲
PAWAA	--	--	--	7 ▲	\$3.1 M ▲	\$400.0 K ▲
KAPIOLANI	--	--	--	6 ▲	\$3.5 M ▲	\$545.0 K ▲
PUNCHBOWL AREA	--	--	--	5 ▼	\$1.3 M ▼	\$265.0 K ▼
KALIHI-LOWER	4 -	\$4.6 M ▲	\$1.3 M ▲	1 -	\$310.0 K -	\$310.0 K -

MONTHLY SALES HEAT MAP



TOP STREETS	#
ALA MOANA BOULEVARD	25
KAPIOLANI BOULEVARD	14
ALA WAI BOULEVARD	10
NUUANU AVENUE	9
KUHIO AVENUE	9
QUEEN STREET	8
ATKINSON DRIVE	7
ALA ILIMA STREET	7
WAIMANU STREET	6
OHUA AVENUE	6

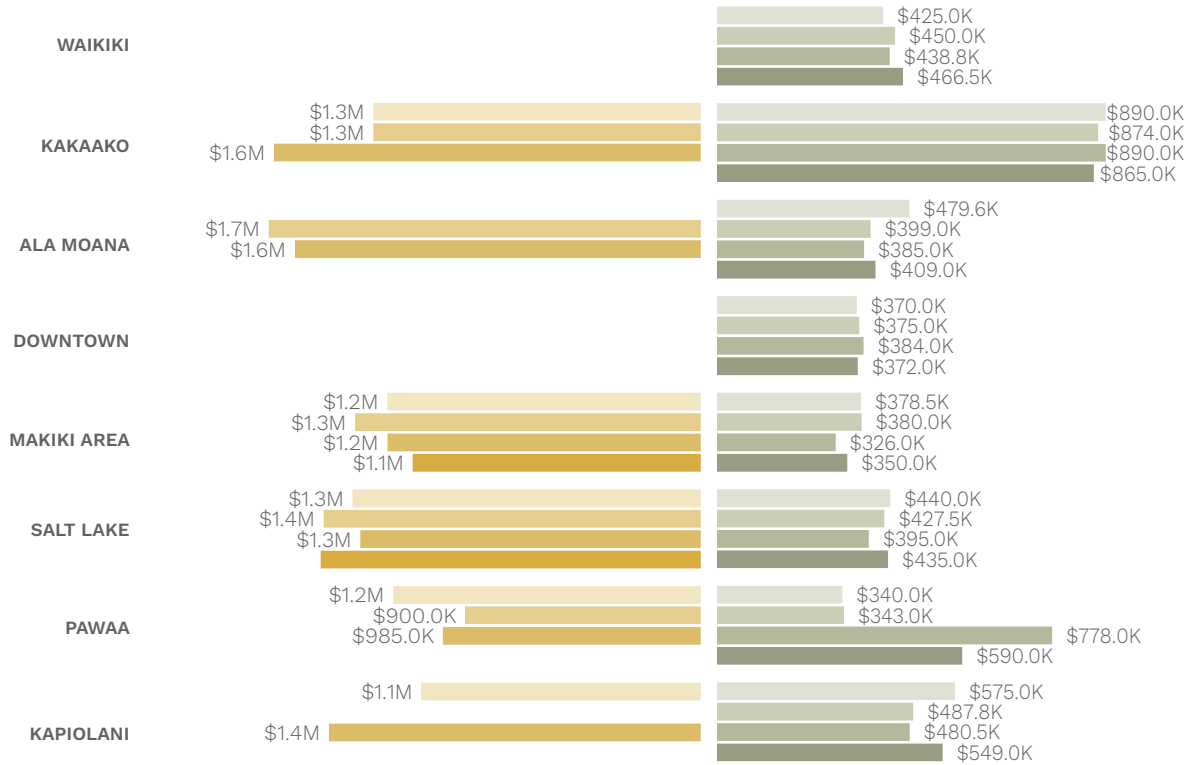
TOP CONDO	#
KUKUI PLAZA	7
WAIKIKI BANYAN	6
ALA MOANA HOTEL CONDO	5
DISCOVERY BAY	5
QUEEN EMMA GARDENS	4
WAIHONUA	4
KEOLA LAI	4
HARBOR SQUARE	4
ALOHA LANI	3
AE'O	3

YEAR TO DATE METRO OAHU

SINGLE FAMILY MEDIAN

CONDOMINIUM MEDIAN

2023 2024 2025 2026



YEAR TO DATE STATISTICS



SINGLE FAMILY HOMES

OF SALES

113

↑ 10.8% VS. LAST YEAR

MEDIAN SALES PRICE

\$1,320,000

↑ 5.6% VS. LAST YEAR

TOTAL \$ OF SALES

\$163,600,875

↑ 26.6% VS. LAST YEAR



CONDOMINIUM

OF SALES

764

↓ 4.4% VS. LAST YEAR

MEDIAN SALES PRICE

\$470,000

↑ 5.6% VS. LAST YEAR

TOTAL \$ OF SALES

\$509,480,134

↑ 2.5% VS. LAST YEAR



VACANT LAND

OF SALES

1

↓ 80.0% VS. LAST YEAR

MEDIAN SALES PRICE

\$1,600,000

↑ 43.5% VS. LAST YEAR

TOTAL \$ OF SALES

\$1,600,000

↓ 79.3% VS. LAST YEAR



Alma Pennell
ACCOUNT MANAGER

(808) 542-5042
alma.pennell@haleescrow.com



Maile Grace
ACCOUNT MANAGER

(808) 754-2232
maile.grace@haleescrow.com

HALE
ESCROW