

NORTH OAHU RESIDENTIAL SALES REPORT MARCH 2026 ISLAND SALES

Single Family Condominium

AVERAGE LIST PRICE



\$1.5 M \$606.4 K

AVERAGE SOLD PRICE



\$1.4 M \$591.2 K

MAX SOLD PRICE



\$10.0 M \$3.0 M

% OF LIST PRICE RECEIVED



96.39% 97.49%

AVERAGE PRICE PER SQFT

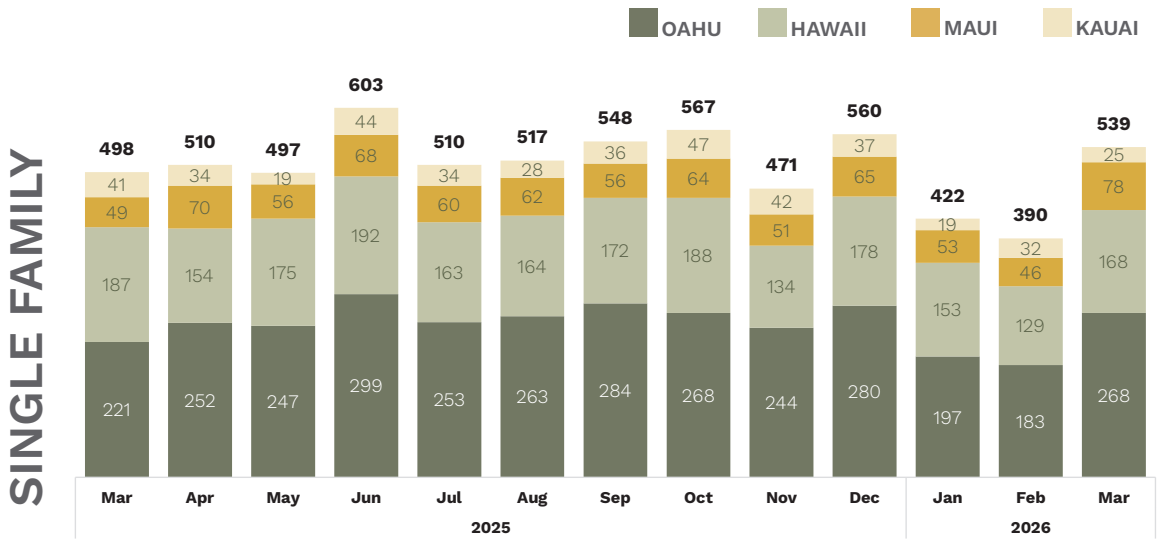


\$690.85 \$657.67

MEDIAN DOM



20 42



OF SALES

268

↑ 46.4% VS. LAST MONTH
↑ 21.3% VS. LAST YEAR

MEDIAN SALES PRICE

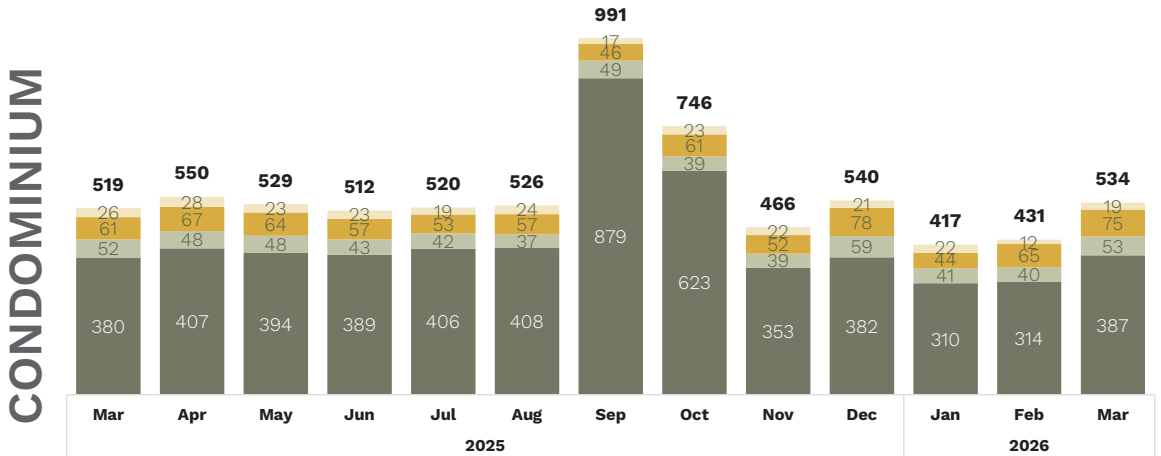
\$1,199,500

↓ 0.0% VS. LAST MONTH
↑ 4.3% VS. LAST YEAR

TOTAL \$ OF SALES

\$388,306,010

↑ 49.2% VS. LAST MONTH
↓ 1.5% VS. LAST YEAR



OF SALES

387

↑ 23.2% VS. LAST MONTH
↑ 1.8% VS. LAST YEAR

MEDIAN SALES PRICE

\$525,000

↑ 2.9% VS. LAST MONTH
↑ 4.0% VS. LAST YEAR

TOTAL \$ OF SALES

\$228,811,155

↑ 10.4% VS. LAST MONTH
↓ 1.7% VS. LAST YEAR

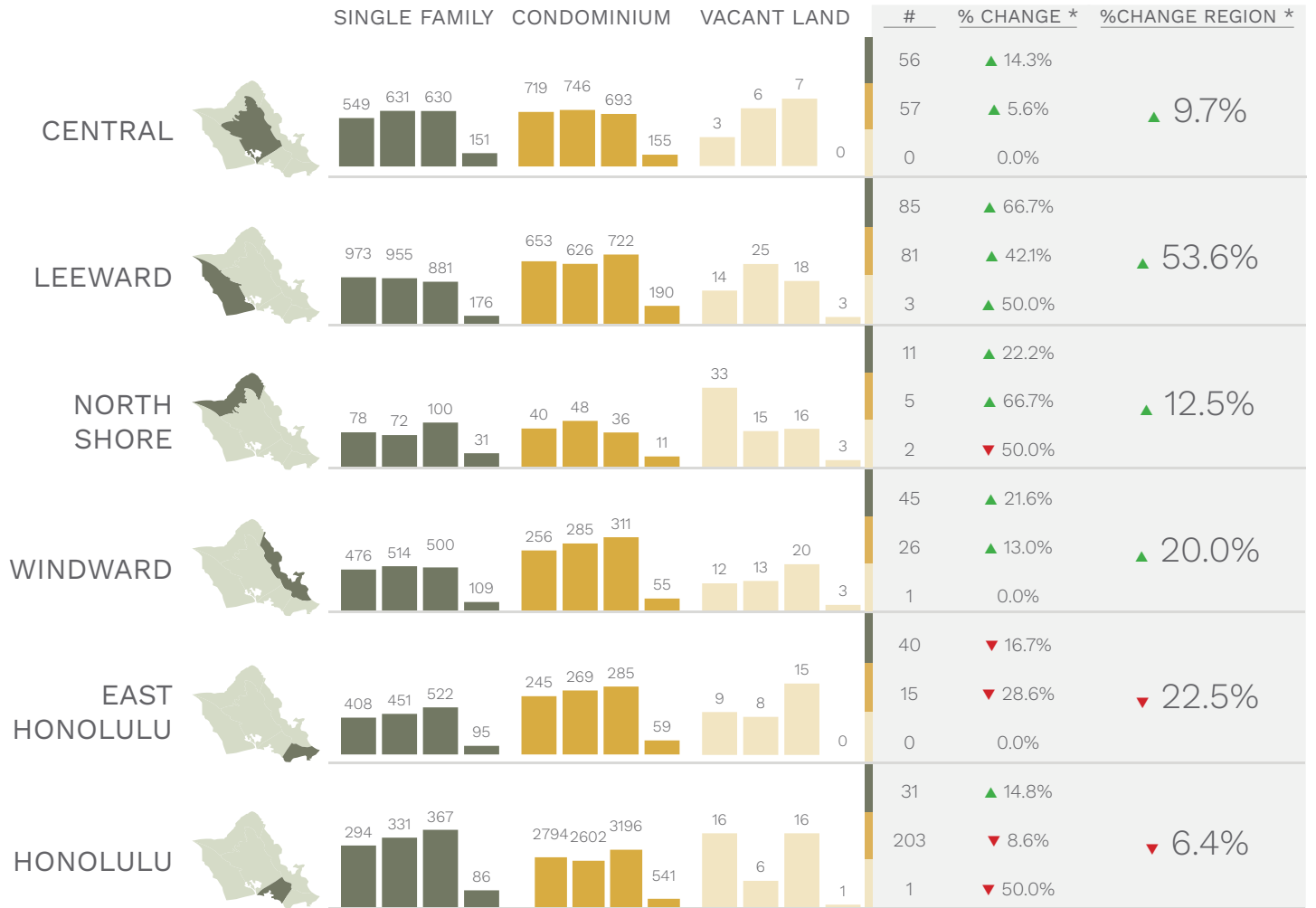
REGIONAL SALES NORTH OAHU

SALES COMPARISON

■ Single Family ■ Condominium ■ Vacant Land

YTD TREND**

MONTH

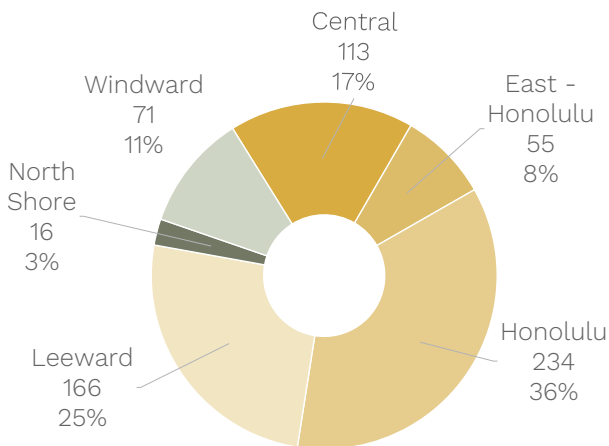


**Year-over-year and current YTD shown

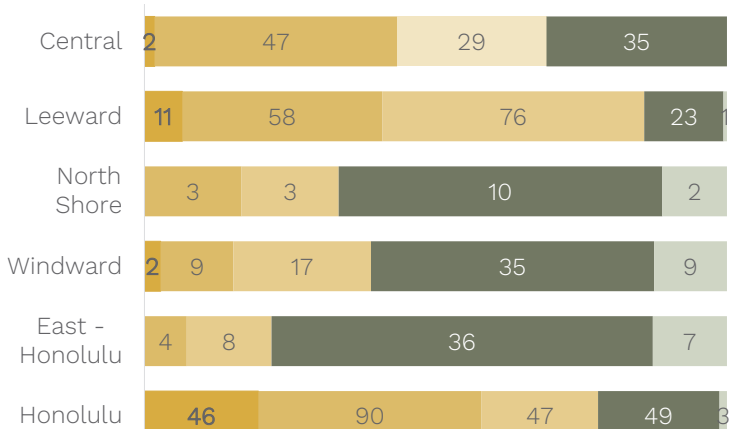
*vs. same month last year

SALES BY REGION

SALES BY PRICE



*EXCLUDING VACANT LAND SALES



■ < \$300K ■ \$300K - \$649K ■ \$650K - \$999K ■ \$1M - \$2.9M ■ \$3M+

NEIGHBORHOOD SALES NORTH OAHU

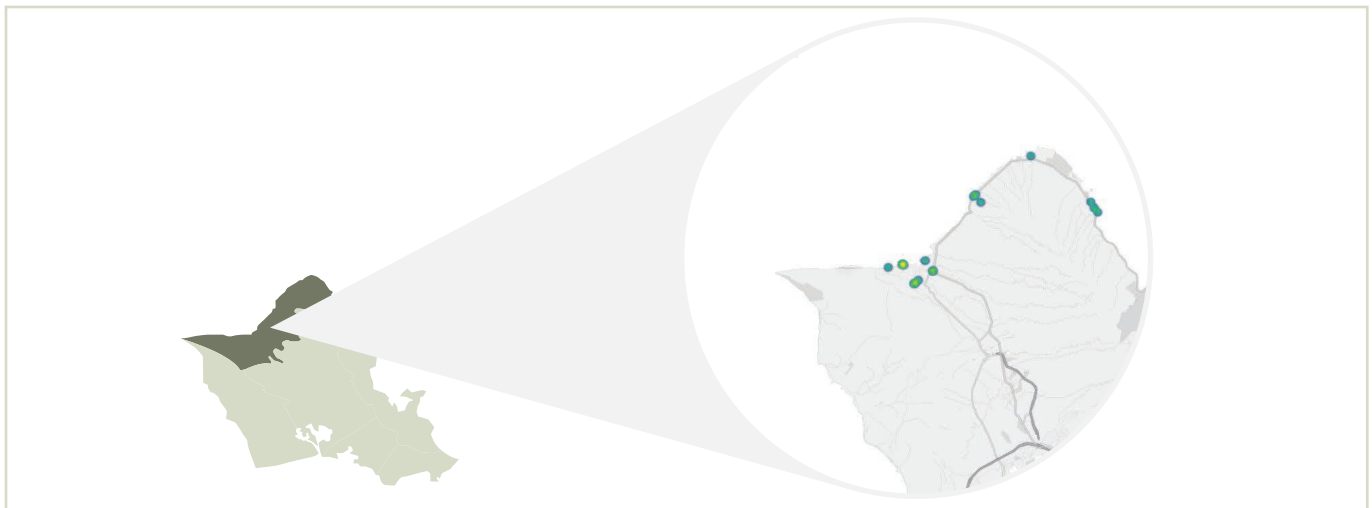
NEIGHBORHOOD COMPARISON

▲ Increase/Decrease vs. Last Year

● No Change or No Value vs. Last Year

	SINGLE FAMILY HOMES			CONDOMINIUM		
	#	\$ AMT	MEDIAN	#	\$ AMT	MEDIAN
WAIALUA	3 –	\$3.5 M ▼	\$1.3 M ▼	4 ▲	\$2.4 M ▲	\$529.0 K ▲
LAIE	3 ▲	\$4.0 M ▲	\$1.4 M ▲	--	--	--
SUNSET AREA	2 ▲	\$5.9 M ▲	\$3.0 M ▲	--	--	--
PUPUKEA	1 ▼	\$1.9 M ▼	\$1.9 M ▼	--	--	--
KUILIMA	--	--	--	1 –	\$1.2 M –	\$1.2 M –
HALEIWA	1 –	\$1.2 M ▼	\$1.2 M ▼	--	--	--
MOKULEIA	1 –	\$4.0 M –	\$4.0 M –	--	--	--

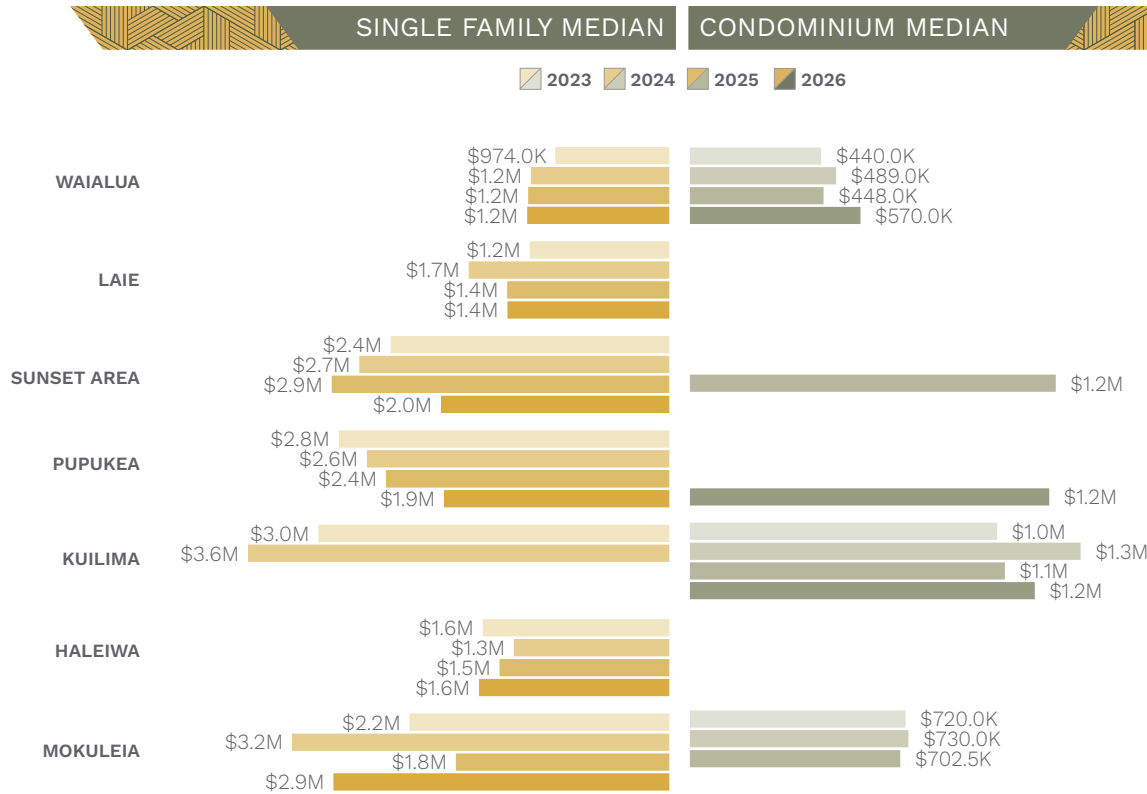
MONTHLY SALES HEAT MAP



TOP STREETS	#
KAMEHAMEHA HIGHWAY	2
AU STREET	2
KANOENA STREET	1
ALAPII STREET	1
ELEKU KUILIMA PLACE	1
APUHIHI STREET	1
KANE PLACE	1
AKULE STREET	1
ALAPIO ROAD	1
CROZIER DRIVE	1

TOP CONDO	#
ONO VISTA	1
KONANE KAI	1
PUIKI HALE	1
KUILIMA ESTS EAST	1
MOKULEIA SANDS	1

YEAR TO DATE NORTH OAHU



YEAR TO DATE STATISTICS



SINGLE FAMILY HOMES

OF SALES

31

↑ **19.2%** VS. LAST YEAR

MEDIAN SALES PRICE

\$1,575,000

↑ **0.6%** VS. LAST YEAR

TOTAL \$ OF SALES

\$61,053,000

↑ **13.4%** VS. LAST YEAR



CONDOMINIUM

OF SALES

11

↓ **8.3%** VS. LAST YEAR

MEDIAN SALES PRICE

\$890,000

↑ **94.5%** VS. LAST YEAR

TOTAL \$ OF SALES

\$9,492,000

↑ **36.8%** VS. LAST YEAR



VACANT LAND

OF SALES

3

↓ **40.0%** VS. LAST YEAR

MEDIAN SALES PRICE

\$1,600,000

↑ **77.8%** VS. LAST YEAR

TOTAL \$ OF SALES

\$4,500,000

↓ **54.0%** VS. LAST YEAR



Alma Pennell
ACCOUNT MANAGER

(808) 542-5042
alma.pennell@haleescrow.com



Maile Grace
ACCOUNT MANAGER

(808) 754-2232
maile.grace@haleescrow.com

HALE
ESCROW