

WEST OAHU RESIDENTIAL SALES REPORT JANUARY 2026 ISLAND SALES

Single Family Condominium

AVERAGE LIST PRICE



\$1.5 M \$714.8 K

AVERAGE SOLD PRICE



\$1.4 M \$688.9 K

MAX SOLD PRICE



\$11.8 M \$14.5 M

% OF LIST PRICE RECEIVED



95.87% 96.38%

AVERAGE PRICE PER SQFT



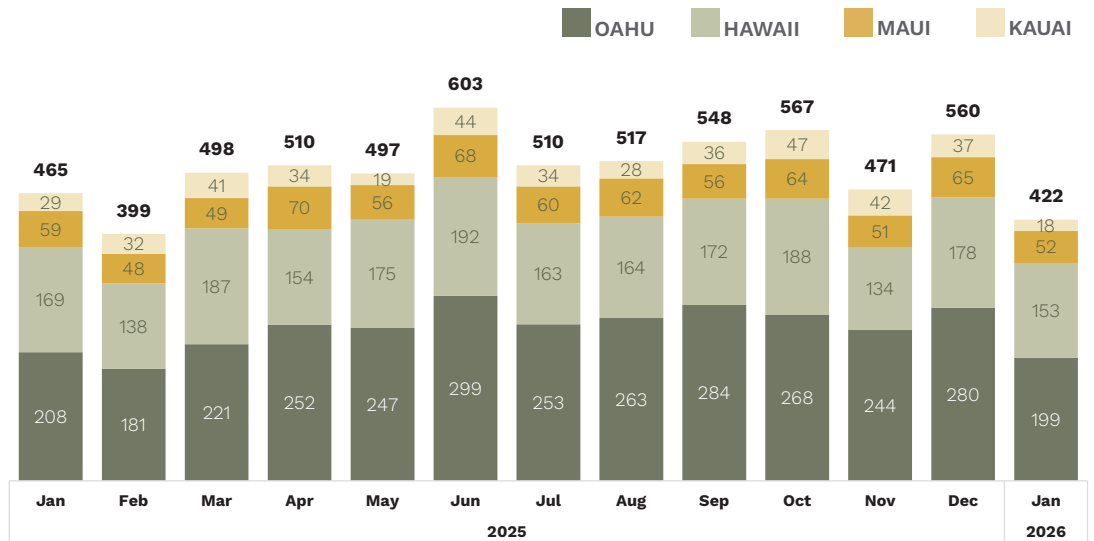
\$713.90 \$691.38

MEDIAN DOM



28 49

SINGLE FAMILY



OF SALES

199

⬇️ 28.9% VS. LAST MONTH
⬇️ 4.3% VS. LAST YEAR

MEDIAN SALES PRICE

\$1,125,000

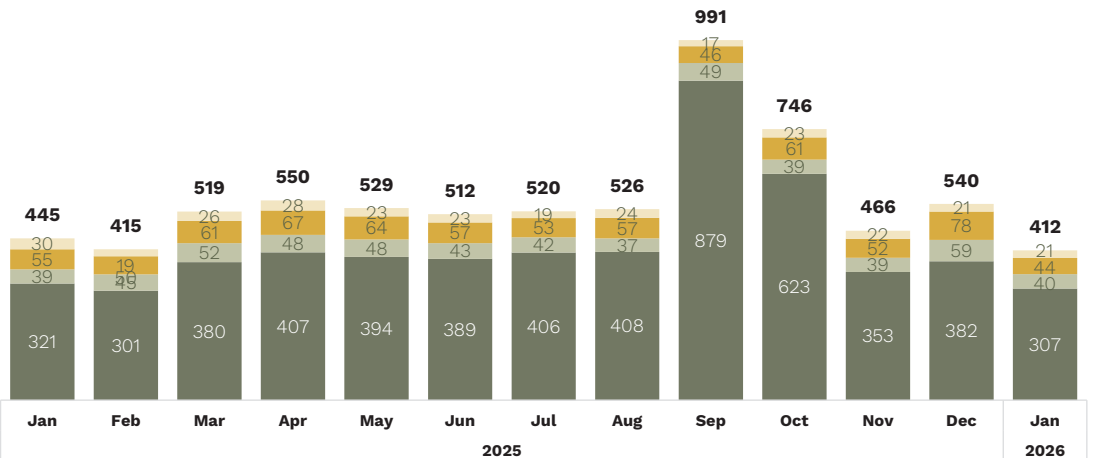
⬆️ 1.6% VS. LAST MONTH
⬆️ 1.1% VS. LAST YEAR

TOTAL \$ OF SALES

\$280,088,443

⬇️ 26.3% VS. LAST MONTH
⬆️ 1.5% VS. LAST YEAR

CONDOMINIUM



OF SALES

307

⬇️ 19.6% VS. LAST MONTH
⬇️ 4.4% VS. LAST YEAR

MEDIAN SALES PRICE

\$530,000

⬆️ 1.0% VS. LAST MONTH
⬇️ 1.9% VS. LAST YEAR

TOTAL \$ OF SALES

\$211,484,766

⬇️ 22.2% VS. LAST MONTH
⬆️ 1.5% VS. LAST YEAR

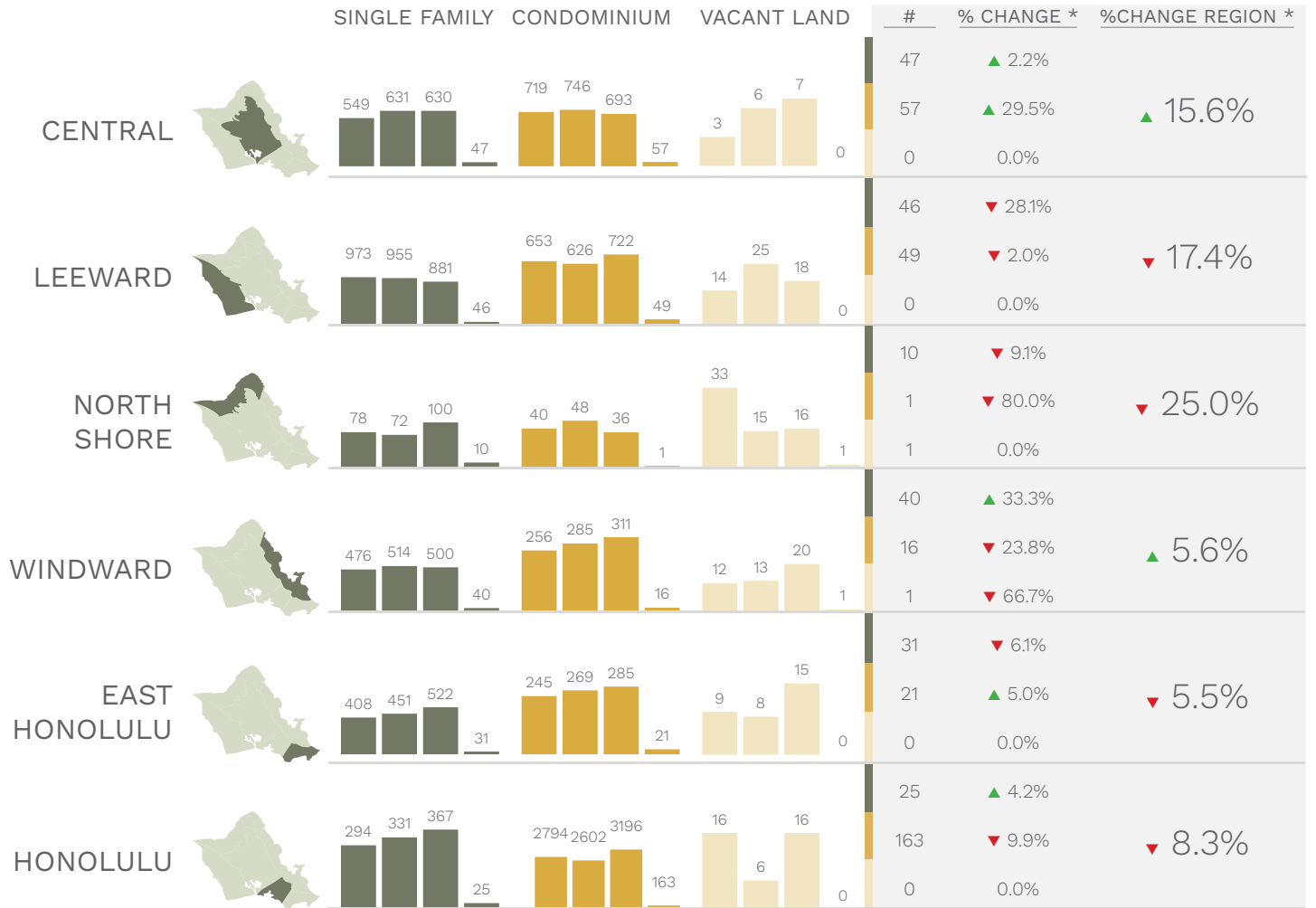
REGIONAL SALES WEST OAHU

SALES COMPARISON

■ Single Family ■ Condominium ■ Vacant Land

YTD TREND**

MONTH

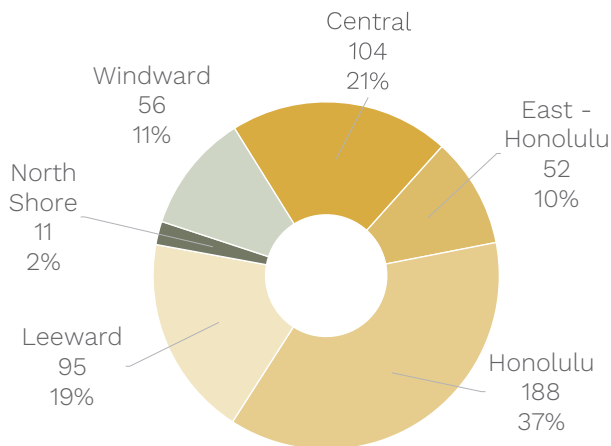


**Year-over-year and current YTD shown

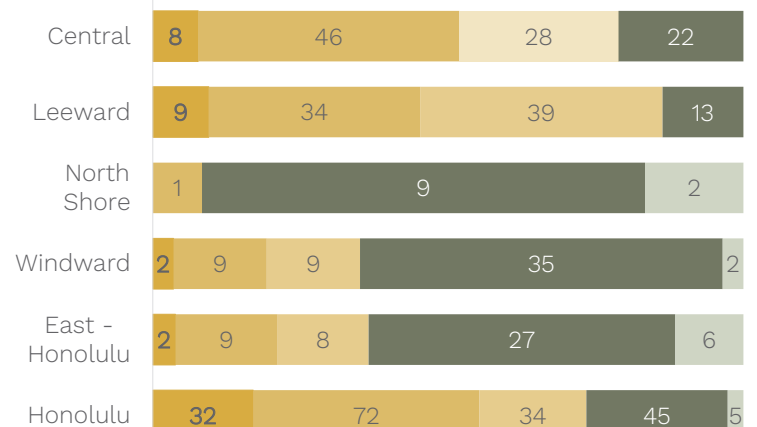
*vs. same month last year

SALES BY REGION

SALES BY PRICE



*EXCLUDING VACANT LAND SALES



■ < \$300K ■ \$300K - \$649K ■ \$650K - \$999K ■ \$1M - \$2.9M ■ \$3M+

NEIGHBORHOOD SALES WEST OAHU

NEIGHBORHOOD COMPARISON



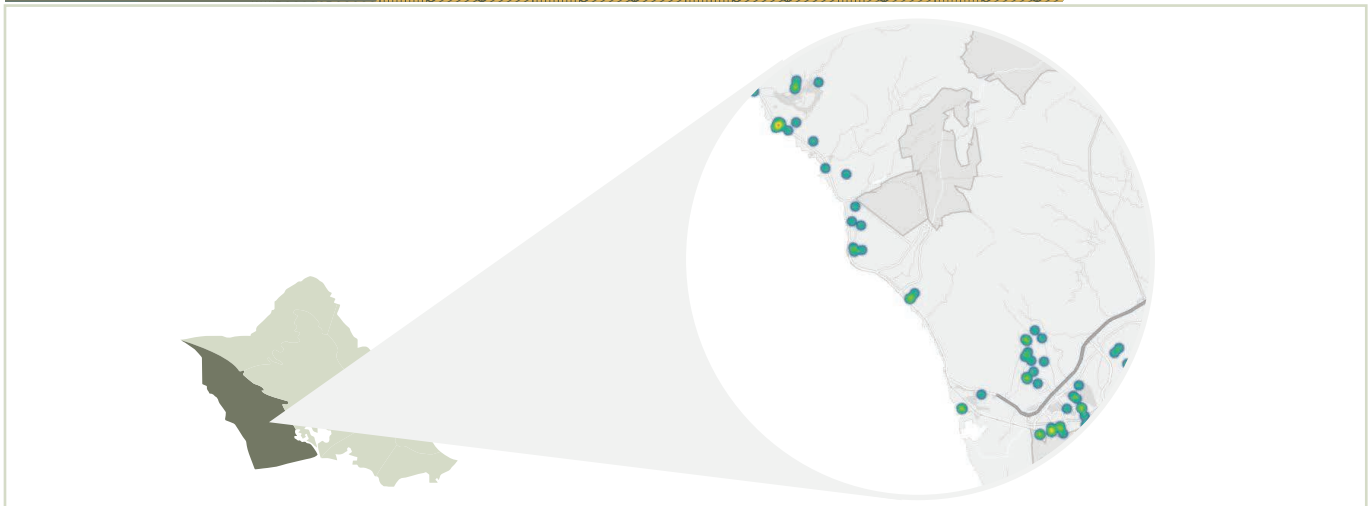
Increase/Decrease vs. Last Year



No Change or No Value vs. Last Year

	SINGLE FAMILY HOMES			CONDOMINIUM		
	#	\$ AMT	MEDIAN	#	\$ AMT	MEDIAN
MAKAHA	6 ▲	\$4.2 M ▲	\$565.0 K ▼	6 –	\$1.6 M ▲	\$247.5 K ▼
MAILI	5 –	\$2.9 M ▼	\$585.0 K ▲	4 –	\$1.2 M ▼	\$296.0 K ▼
HOOPILI-KAPILI	– –	– –	– –	6 –	\$4.0 M –	\$665.7 K –
EWA	– –	– –	– –	4 –	\$1.9 M ▼	\$490.3 K ▲
MAKAKILO-WEST HILLS	4 ▲	\$4.6 M ▲	\$1.2 M ▼	– –	– –	– –
EWA BEACH	3 ▼	\$2.4 M ▼	\$815.0 K ▼	1 –	\$535.0 K ▲	\$535.0 K ▲
KAPOLEI	1 –	\$885.0 K ▼	\$885.0 K ▼	3 ▲	\$1.3 M ▲	\$430.0 K ▼
MAKAKILO-LOWER	3 –	\$2.4 M –	\$850.0 K –	– –	– –	– –
HOOPILI-ALANA	– –	– –	– –	3 –	\$1.8 M –	\$637.3 K –
MAKAKILO-UPPER	1 ▼	\$876.0 K ▼	\$876.0 K ▼	2 ▼	\$1.1 M ▼	\$534.0 K ▲

MONTHLY SALES HEAT MAP



TOP STREETS	#
HIKUONO STREET	6
KAKALA STREET	5
FARRINGTON HIGHWAY	4
HOONAAUO STREET	3
FRANKLIN D ROOSEVELT AVENUE	2
IWIKUAMOO STREET	2
KAMAHAHA LOOP	2
HANA STREET	2
ALA MAHIKU STREET	2
HELELUA STREET	2

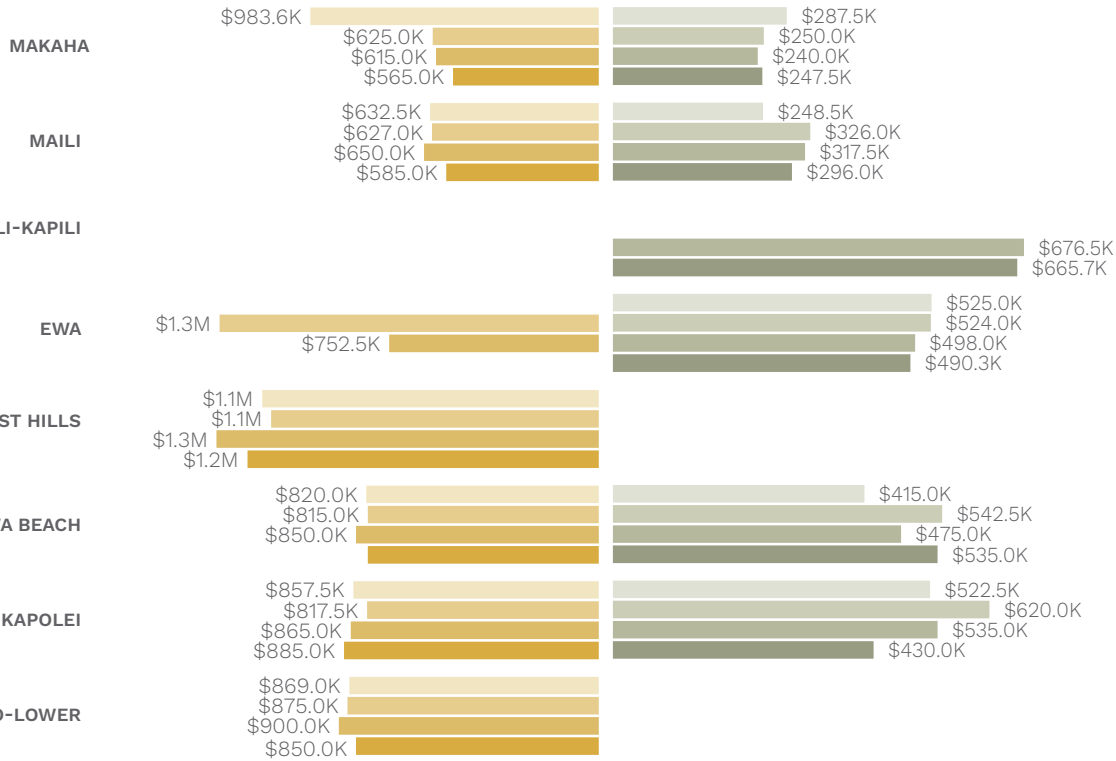
TOP CONDO	#
KAPILI AT HOOPILI	6
ALANA AT HOOPILI	3
MAKAHA VALLEY PLTN	3
KULALANI VILLAGE	2
PUU HELEAKALA	2
NANALA AT MEHANA	2
BEACHVILLAS@KO OLINA	2
OLINO AT MEHANA	2
PALM VILLAS 2	2
KAHIKU AT MEHANA	2

YEAR TO DATE WEST OAHU

SINGLE FAMILY MEDIAN

CONDOMINIUM MEDIAN

2023 2024 2025 2026



YEAR TO DATE STATISTICS



SINGLE FAMILY HOMES

OF SALES

46

📉 **28.1%** VS. LAST YEAR

MEDIAN SALES PRICE

\$870,000

📉 **1.0%** VS. LAST YEAR

TOTAL \$ OF SALES

\$38,487,293

📉 **35.9%** VS. LAST YEAR



CONDOMINIUM

OF SALES

49

📉 **2.0%** VS. LAST YEAR

MEDIAN SALES PRICE

\$573,000

📈 **1.6%** VS. LAST YEAR

TOTAL \$ OF SALES

\$29,646,105

📈 **2.6%** VS. LAST YEAR



VACANT LAND

OF SALES

0

0.0% VS. LAST YEAR

MEDIAN SALES PRICE

\$0

0.0% VS. LAST YEAR

TOTAL \$ OF SALES

\$0

0.0% VS. LAST YEAR



Alma Pennell
ACCOUNT MANAGER

(808) 542-5042
alma.pennell@haleescrow.com



Maile Grace
ACCOUNT MANAGER

(808) 754-2232
maile.grace@haleescrow.com

HALE
ESCROW