

## WEST OAHU RESIDENTIAL SALES REPORT FEBRUARY 2026

### ISLAND SALES

Single Family Condominium

#### AVERAGE LIST PRICE



\$1.5 M \$685.8 K

#### AVERAGE SOLD PRICE



\$1.4 M \$662.8 K

#### MAX SOLD PRICE



\$8.9 M \$11.6 M

#### % OF LIST PRICE RECEIVED



97.89% 96.64%

#### AVERAGE PRICE PER SQFT



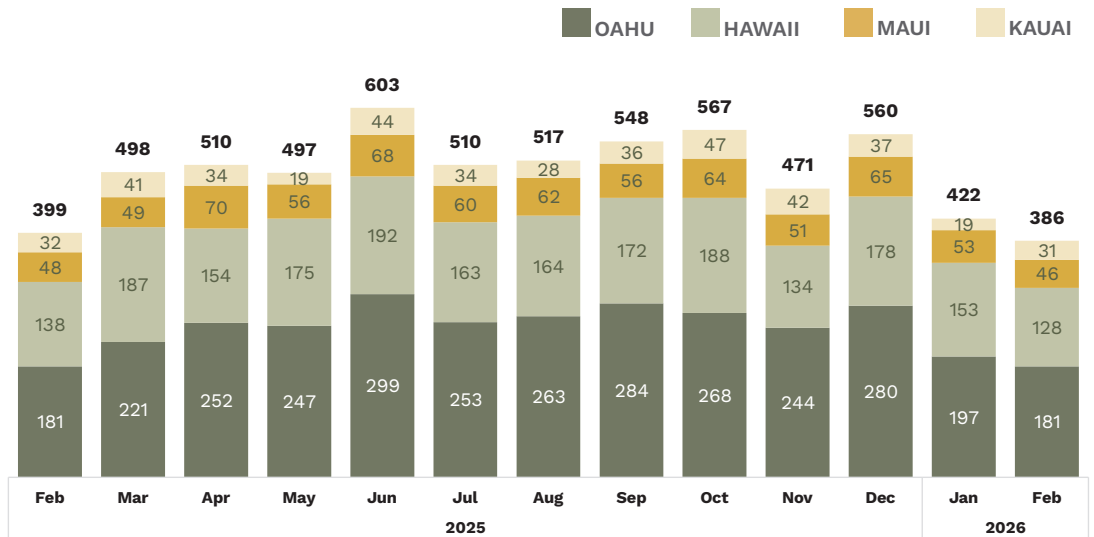
\$739.38 \$685.10

#### MEDIAN DOM



19 55

### SINGLE FAMILY



#### # OF SALES

181

⬇️ 8.1% VS. LAST MONTH  
⬇️ 0.0% VS. LAST YEAR

#### MEDIAN SALES PRICE

\$1,200,000

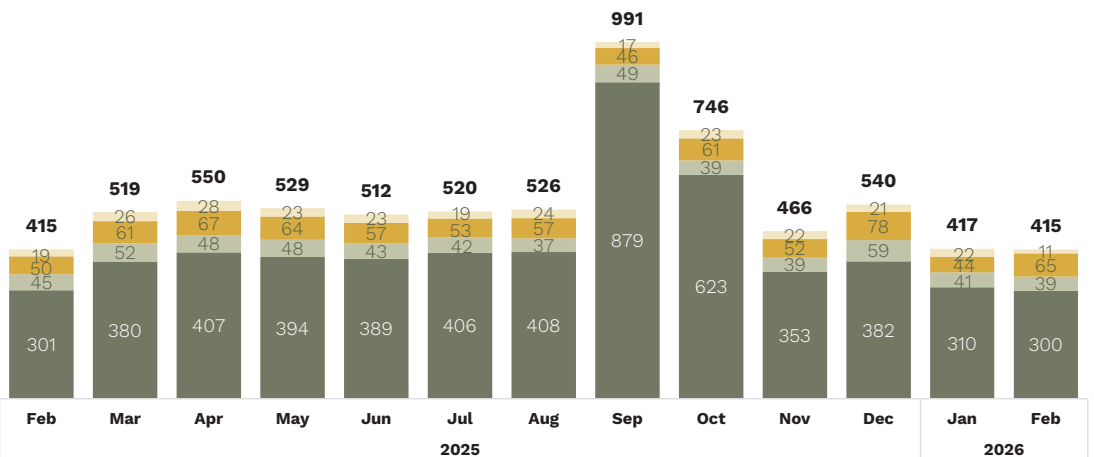
⬆️ 6.7% VS. LAST MONTH  
⬆️ 4.3% VS. LAST YEAR

#### TOTAL \$ OF SALES

\$257,415,362

⬇️ 6.4% VS. LAST MONTH  
⬆️ 4.0% VS. LAST YEAR

### CONDOMINIUM



#### # OF SALES

300

⬇️ 3.2% VS. LAST MONTH  
⬇️ 0.3% VS. LAST YEAR

#### MEDIAN SALES PRICE

\$509,240

⬇️ 4.4% VS. LAST MONTH  
⬆️ 2.1% VS. LAST YEAR

#### TOTAL \$ OF SALES

\$198,840,842

⬇️ 6.8% VS. LAST MONTH  
⬆️ 8.8% VS. LAST YEAR

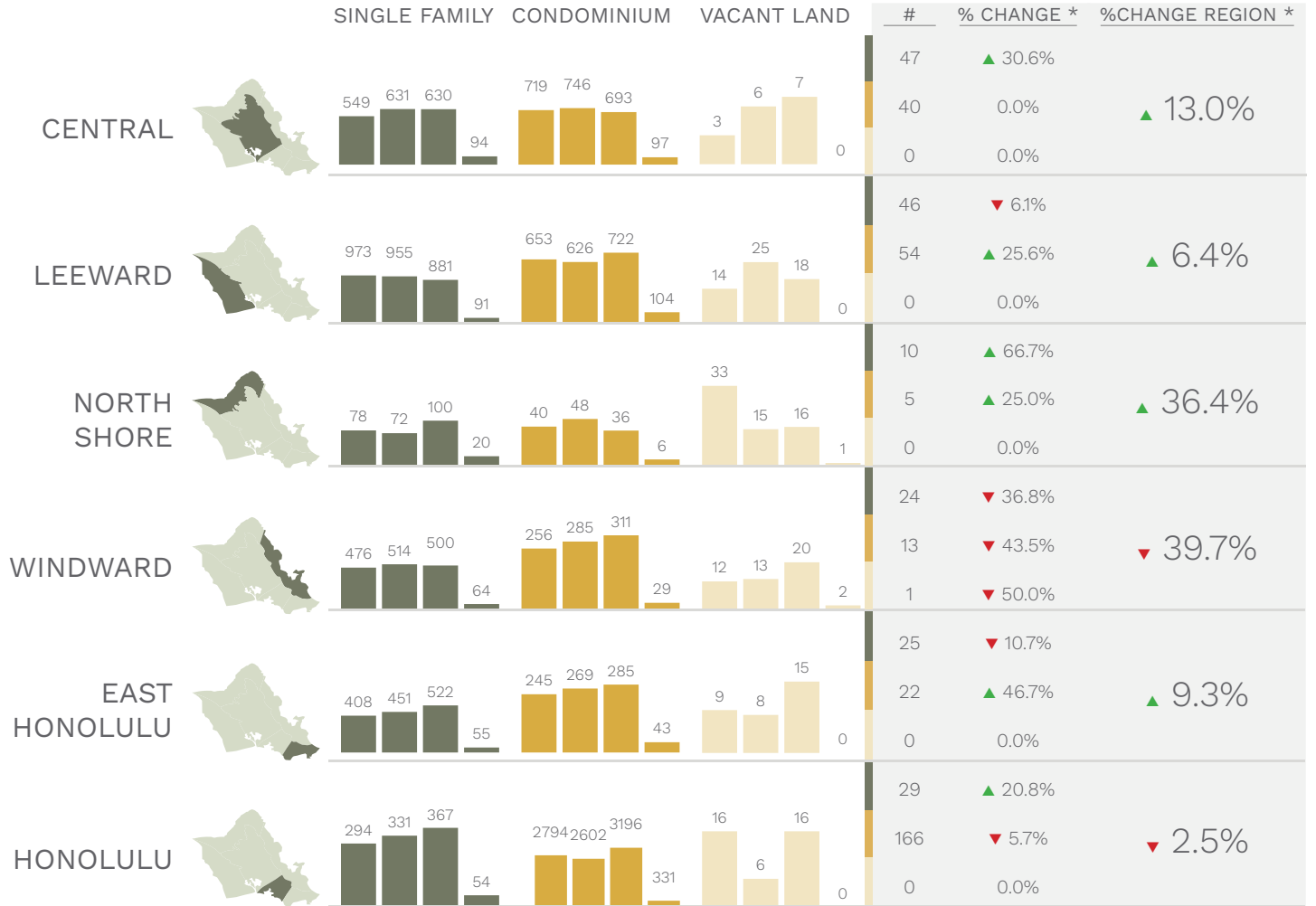
# REGIONAL SALES WEST OAHU

## SALES COMPARISON

■ Single Family ■ Condominium ■ Vacant Land

### YTD TREND\*\*

### MONTH

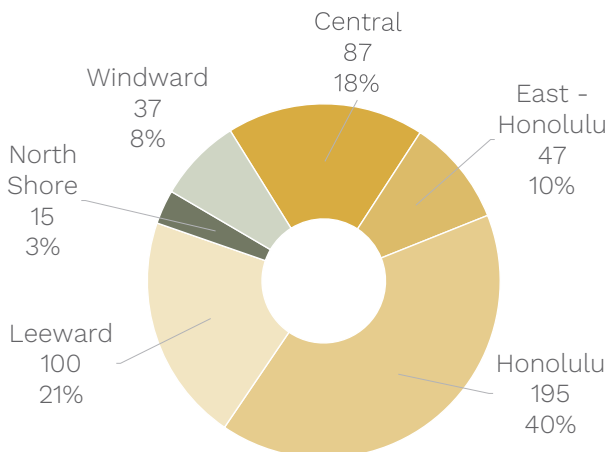


\*\*Year-over-year and current YTD shown

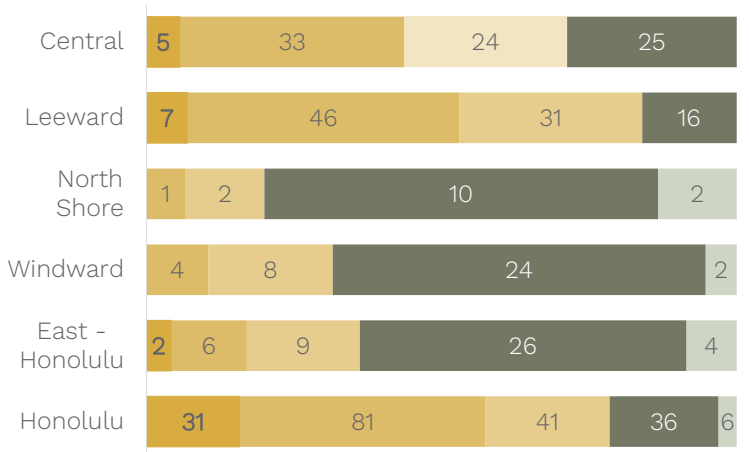
\*vs. same month last year

## SALES BY REGION

## SALES BY PRICE



\*EXCLUDING VACANT LAND SALES



■ < \$300K ■ \$300K - \$649K ■ \$650K - \$999K ■ \$1M - \$2.9M ■ \$3M+

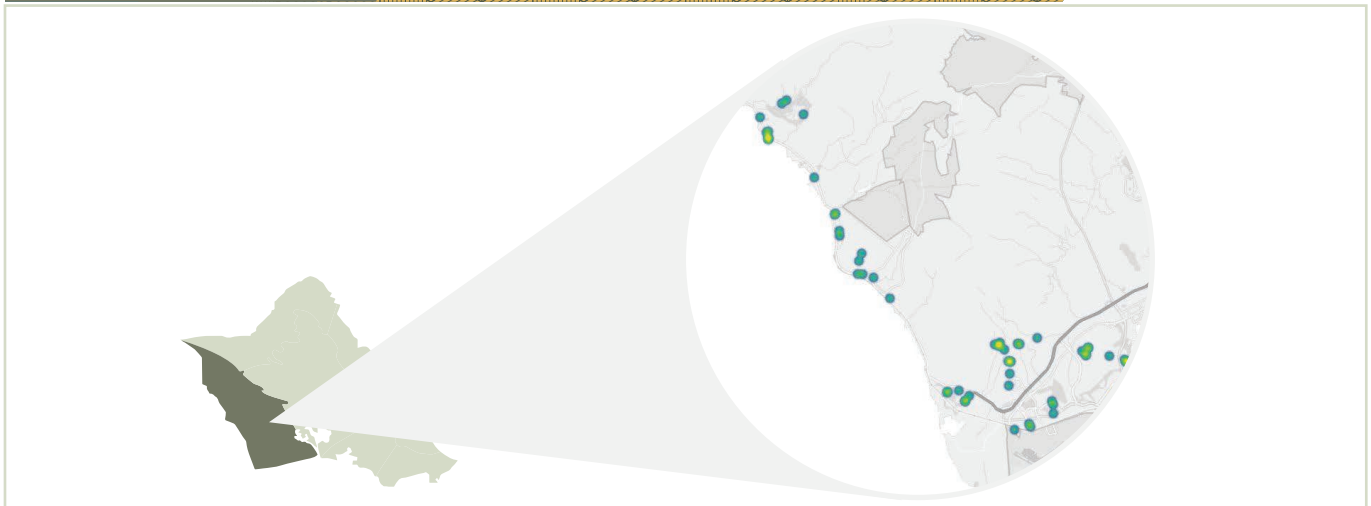
# NEIGHBORHOOD SALES WEST OAHU

## NEIGHBORHOOD COMPARISON

▲ Increase/Decrease vs. Last Year    ● No Change or No Value vs. Last Year

	SINGLE FAMILY HOMES			CONDOMINIUM		
	#	\$ AMT	MEDIAN	#	\$ AMT	MEDIAN
MAILI	9 ▲	\$5.4 M ▲	\$605.0 K ▼	1 ▼	\$195.0 K ▼	\$195.0 K ▼
MAKAHA	3 ▲	\$1.9 M ▲	\$645.0 K ▲	6 ▲	\$1.7 M ▲	\$257.5 K ▲
OCEAN POINTE	5 ▲	\$5.5 M ▲	\$1.0 M ▼	4 ▲	\$2.5 M ▲	\$615.0 K ▼
MAKAKILO-UPPER	--	--	--	8 ▲	\$4.0 M ▲	\$500.0 K ▼
HOOPILI-ALANA	--	--	--	8 -	\$4.9 M -	\$614.5 K -
EWA	--	--	--	5 ▲	\$2.5 M ▲	\$502.0 K ▲
KO OLINA	1 -	\$2.2 M -	\$2.2 M -	3 ▼	\$2.6 M ▼	\$862.5 K ▲
HOOPILI-KOHINA	--	--	--	3 ▲	\$1.8 M ▲	\$590.0 K ▼
EWA GEN SODA CREEK	--	--	--	3 -	\$1.2 M ▼	\$384.9 K ▼
KAPOLEI	--	--	--	3 ▲	\$1.5 M ▲	\$539.0 K ▼

## MONTHLY SALES HEAT MAP



TOP STREETS	#
HOONAAUO STREET	8
KILI DRIVE	3
FARRINGTON HIGHWAY	3
MIKOHU STREET	3
PALAHIA STREET	3
PANANA STREET	3
KEAUNUI DRIVE	3
KAULUAKOKO STREET	3
IWIKUAMOO STREET	2
ALIINUI DRIVE	2

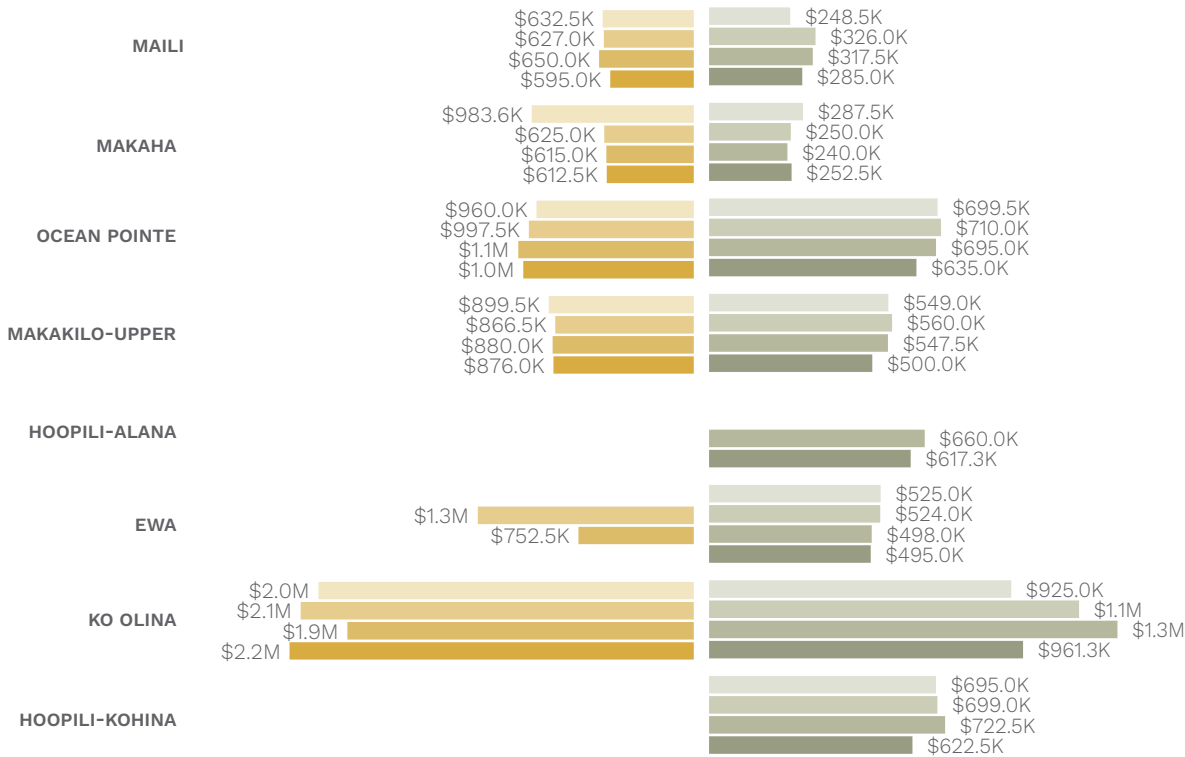
TOP CONDO	#
ALANA AT HOOPILI	8
KOHINA AT HOOPILI	3
HAWAIIAN PRINCESS	2
NOHONA AT KAPOLEI III	2
NAHELE AT HOOPILI	2
KO OLINA HILLSIDE VILLAS	2
PALEHUA VILLAS	2
PALM VILLAS	2
PALM VILLAS 2	2
ARBORS	2

# YEAR TO DATE WEST OAHU

SINGLE FAMILY MEDIAN

CONDOMINIUM MEDIAN

2023 2024 2025 2026



## YEAR TO DATE STATISTICS



### SINGLE FAMILY HOMES

# OF SALES

**91**

↓ **19.5%** VS. LAST YEAR

MEDIAN SALES PRICE

**\$876,000**

↓ **1.6%** VS. LAST YEAR

TOTAL \$ OF SALES

**\$81,388,543**

↓ **24.0%** VS. LAST YEAR



### CONDOMINIUM

# OF SALES

**104**

↑ **11.8%** VS. LAST YEAR

MEDIAN SALES PRICE

**\$553,500**

↓ **1.2%** VS. LAST YEAR

TOTAL \$ OF SALES

**\$59,150,466**

↑ **11.8%** VS. LAST YEAR



### VACANT LAND

# OF SALES

**0**

**0.0%** VS. LAST YEAR

MEDIAN SALES PRICE

**\$0**

**0.0%** VS. LAST YEAR

TOTAL \$ OF SALES

**\$0**

**0.0%** VS. LAST YEAR



**Alma Pennell**  
ACCOUNT MANAGER

(808) 542-5042  
alma.pennell@haleescrow.com



**Maile Grace**  
ACCOUNT MANAGER

(808) 754-2232  
maile.grace@haleescrow.com

**HALE**  
ESCROW