

WEST OAHU RESIDENTIAL SALES REPORT MARCH 2026 ISLAND SALES

Single Family Condominium

AVERAGE LIST PRICE



\$1.5 M \$606.4 K

AVERAGE SOLD PRICE



\$1.4 M \$591.2 K

MAX SOLD PRICE



\$10.0 M \$3.0 M

% OF LIST PRICE RECEIVED



96.39% 97.49%

AVERAGE PRICE PER SQFT

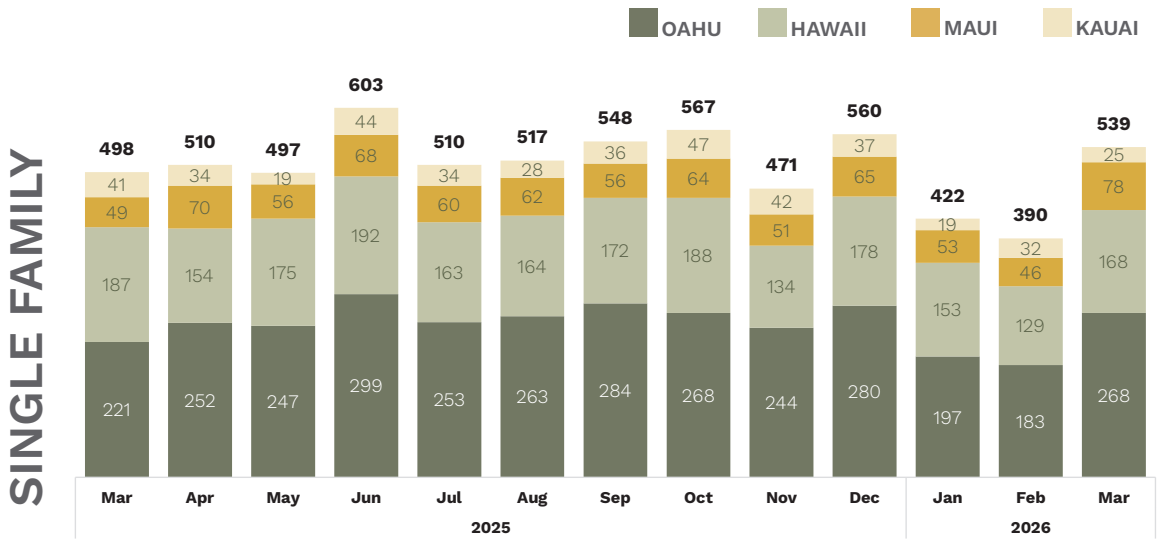


\$690.85 \$657.67

MEDIAN DOM



20 42



OF SALES

268

↑ 46.4% VS. LAST MONTH
↑ 21.3% VS. LAST YEAR

MEDIAN SALES PRICE

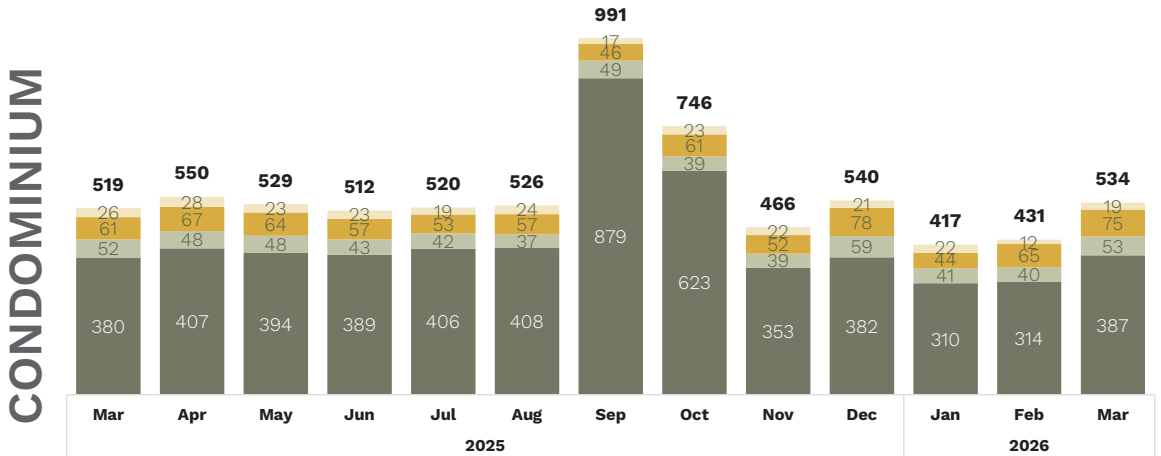
\$1,199,500

↓ 0.0% VS. LAST MONTH
↑ 4.3% VS. LAST YEAR

TOTAL \$ OF SALES

\$388,306,010

↑ 49.2% VS. LAST MONTH
↓ 1.5% VS. LAST YEAR



OF SALES

387

↑ 23.2% VS. LAST MONTH
↑ 1.8% VS. LAST YEAR

MEDIAN SALES PRICE

\$525,000

↑ 2.9% VS. LAST MONTH
↑ 4.0% VS. LAST YEAR

TOTAL \$ OF SALES

\$228,811,155

↑ 10.4% VS. LAST MONTH
↓ 1.7% VS. LAST YEAR

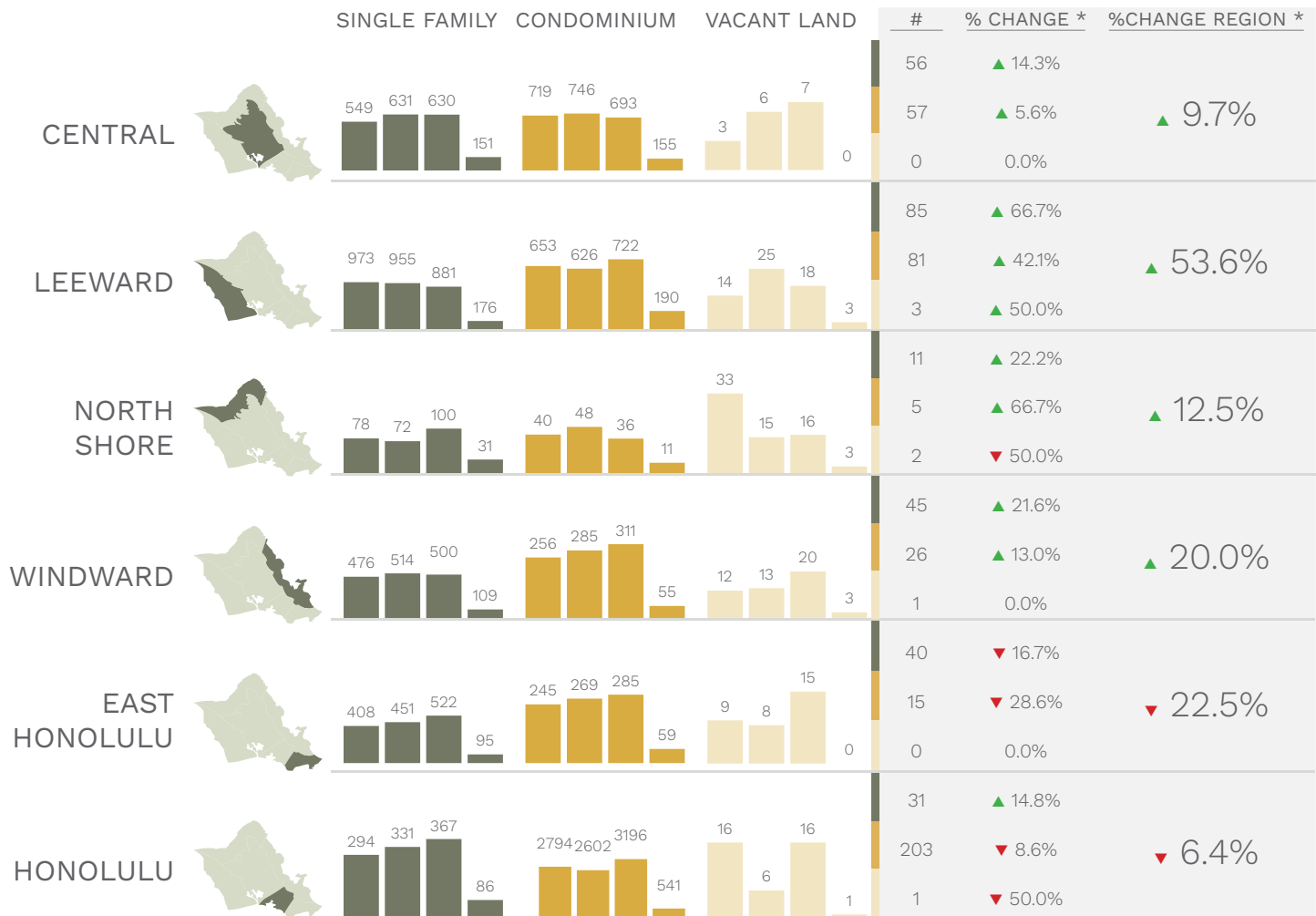
REGIONAL SALES WEST OAHU

SALES COMPARISON

■ Single Family ■ Condominium ■ Vacant Land

YTD TREND**

MONTH

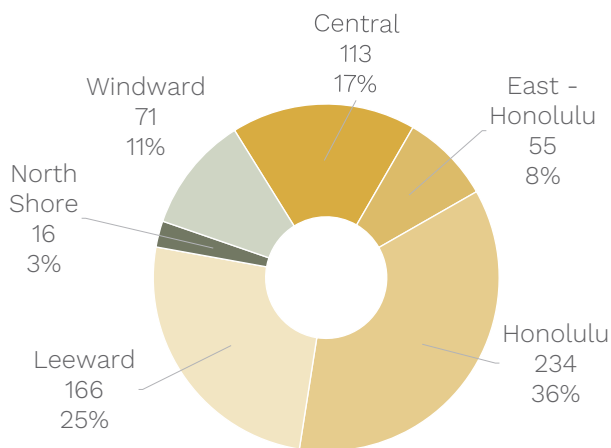


**Year-over-year and current YTD shown

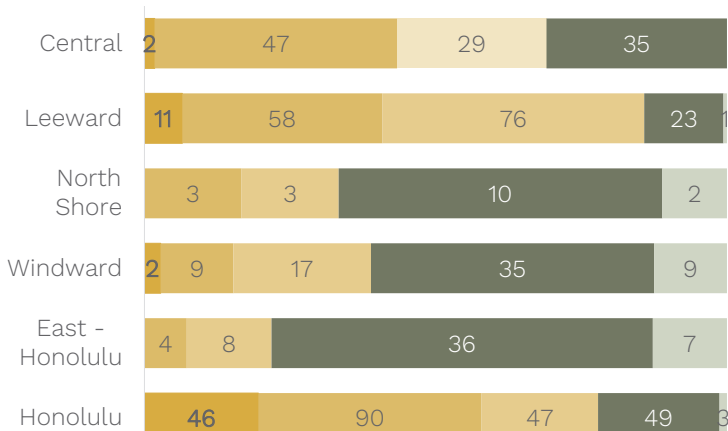
*vs. same month last year

SALES BY REGION

SALES BY PRICE



*EXCLUDING VACANT LAND SALES



■ < \$300K ■ \$300K - \$649K ■ \$650K - \$999K ■ \$1M - \$2.9M ■ \$3M+

NEIGHBORHOOD SALES WEST OAHU

NEIGHBORHOOD COMPARISON



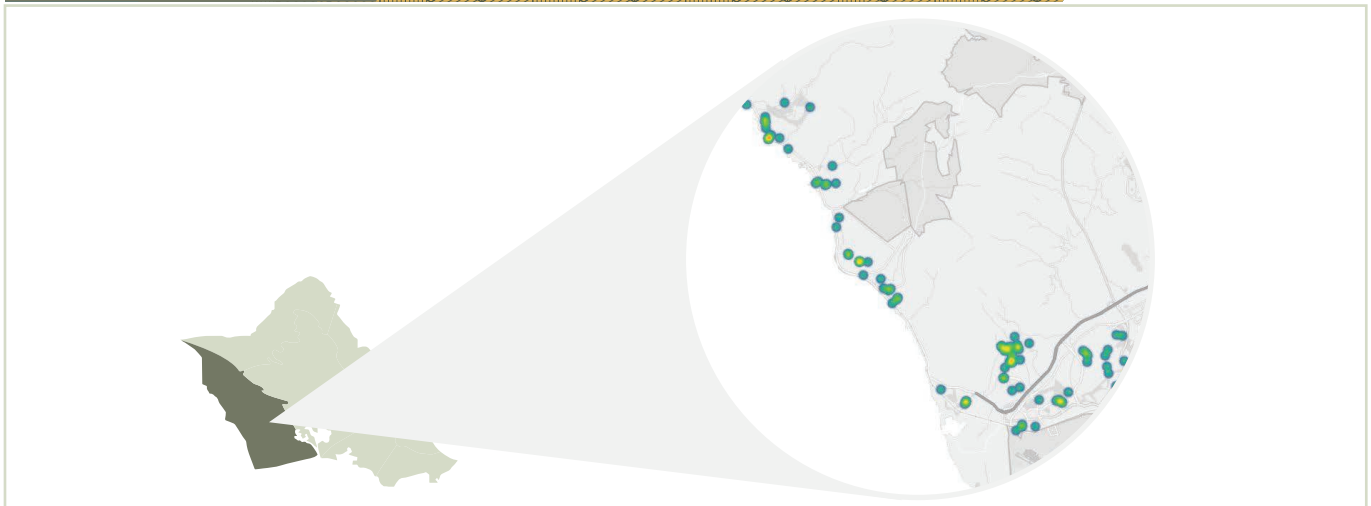
Increase/Decrease vs. Last Year



No Change or No Value vs. Last Year

	SINGLE FAMILY HOMES			CONDOMINIUM		
	#	\$ AMT	MEDIAN	#	\$ AMT	MEDIAN
MAKAKILO-UPPER	4 ▲	\$4.4 M ▲	\$1.1 M ▲	13 ▲	\$7.0 M ▲	\$520.0 K ▼
HOOPILI-KAPILI	--	--	--	16 --	\$10.7 M --	\$671.3 K --
MAILI	12 ▲	\$7.5 M ▲	\$641.5 K ▲	3 ▼	\$964.0 K ▼	\$335.0 K ▲
MAKAHA	6 ▲	\$3.1 M ▲	\$517.5 K ▼	8 ▲	\$2.2 M ▲	\$284.5 K ▲
HOOPILI-ALANA	--	--	--	13 --	\$8.4 M --	\$648.5 K --
HOOPILI-AHAKEA	8 --	\$5.7 M --	\$711.1 K --	--	--	--
OCEAN POINTE	4 ▲	\$4.5 M ▲	\$1.2 M ▲	3 ▼	\$2.2 M ▼	\$735.0 K ▲
EWA BEACH	6 ▲	\$5.9 M ▲	\$778.5 K ▼	--	--	--
EWA	1 --	\$951.0 K --	\$951.0 K --	5 ▲	\$2.4 M ▲	\$480.0 K ▲
MAKAKILO-LOWER	5 ▲	\$4.9 M ▲	\$895.0 K ▼	--	--	--

MONTHLY SALES HEAT MAP



TOP STREETS

	#
HIKUONO STREET	16
HOONAAUO STREET	13
KAMALIE MUA STREET	8
PALAHIA STREET	6
FARRINGTON HIGHWAY	6
HANAPOULI CIRCLE	5
PANANA STREET	4
KAIOLI STREET	3
ALIINUI DRIVE	3
KAILEOLEA DRIVE	3

TOP CONDO

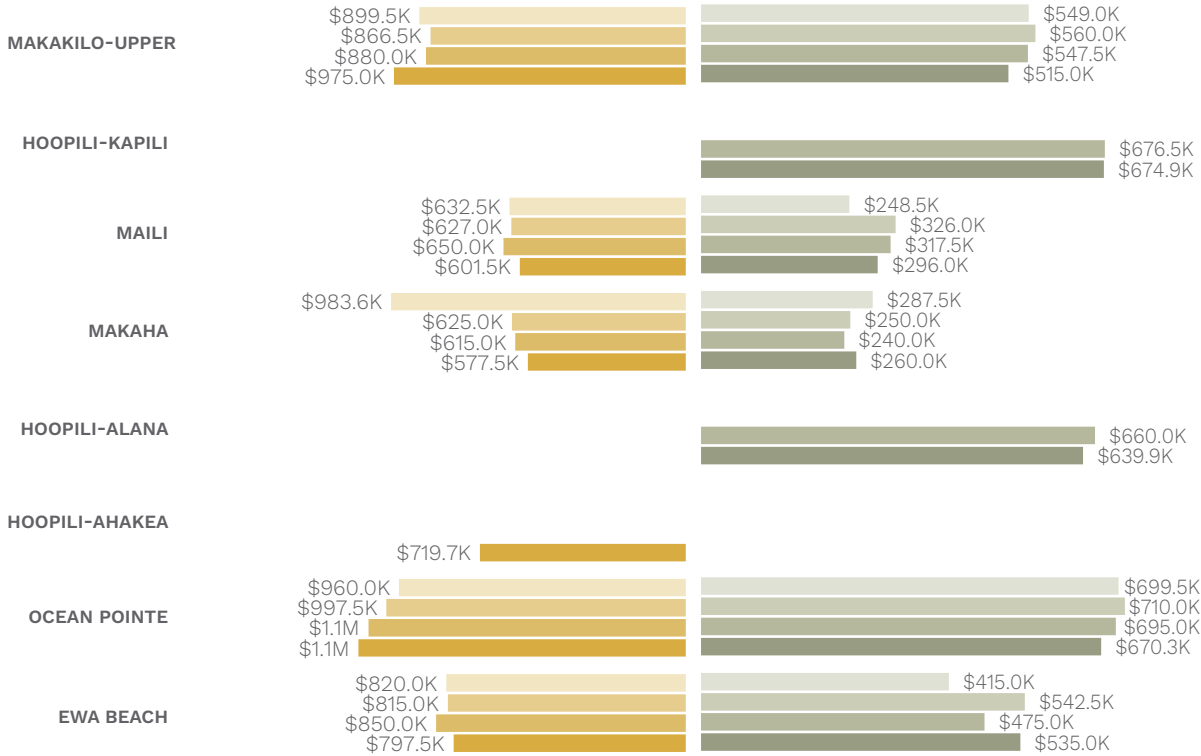
	#
KAPILI AT HOOPILI	16
ALANA AT HOOPILI	13
SUN RISE	4
MAKAHA VALLEY TOWERS	3
PUU HELEAKALA	3
KOHINA AT HOOPILI	3
PALEHUA VILLAS	2
MAKAKILO CLIFFS	2
KEKUILANI VILLAS	2
KO OLINA HILLSIDE VILLAS	2

YEAR TO DATE WEST OAHU

SINGLE FAMILY MEDIAN

CONDOMINIUM MEDIAN

2023 2024 2025 2026



YEAR TO DATE STATISTICS



SINGLE FAMILY HOMES

OF SALES

176

↑ **7.3%** VS. LAST YEAR

MEDIAN SALES PRICE

\$864,500

↓ **3.9%** VS. LAST YEAR

TOTAL \$ OF SALES

\$156,849,282

↑ **0.7%** VS. LAST YEAR



CONDOMINIUM

OF SALES

190

↑ **26.7%** VS. LAST YEAR

MEDIAN SALES PRICE

\$568,000

↑ **0.6%** VS. LAST YEAR

TOTAL \$ OF SALES

\$108,874,565

↑ **28.8%** VS. LAST YEAR



VACANT LAND

OF SALES

3

↓ **40.0%** VS. LAST YEAR

MEDIAN SALES PRICE

\$475,000

↓ **2.1%** VS. LAST YEAR

TOTAL \$ OF SALES

\$1,593,000

↓ **27.2%** VS. LAST YEAR



Alma Pennell
ACCOUNT MANAGER

(808) 542-5042
alma.pennell@haleescrow.com



Maile Grace
ACCOUNT MANAGER

(808) 754-2232
maile.grace@haleescrow.com

HALE
ESCROW